When you test after 2010 year gm car, you can use gm gds2 software:

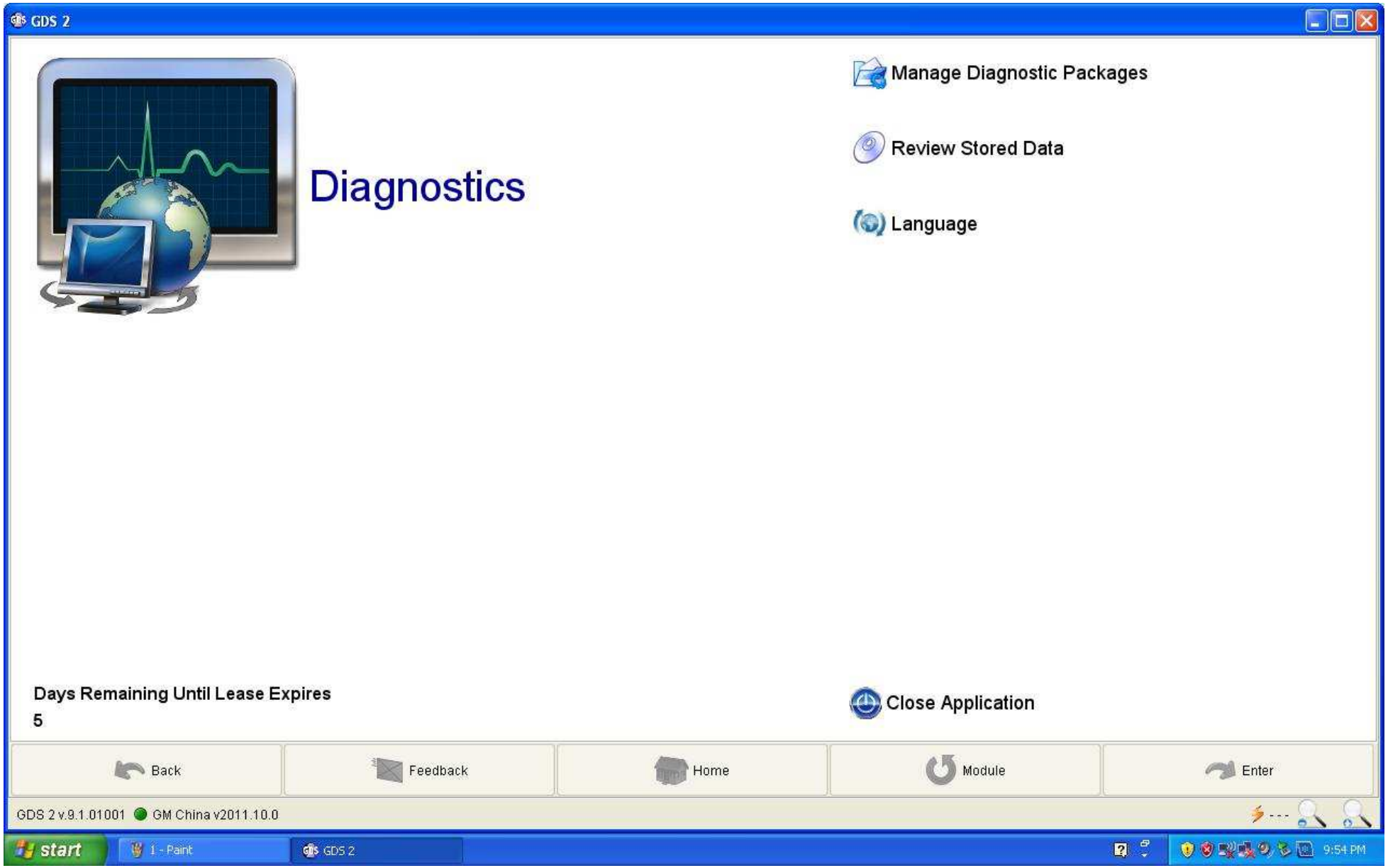
GDS 2
Diagnostics
Manage Diagnostic Packages
Review Stored Data
Language
Days Remaining Until Lease Expires
5
Close Application
Back
Feedback
Home
Module
Enter
GDS 2 v.9.1.01001
GM China v2011.10.0
start
1 - Paint
GDS 2
9:54 PM

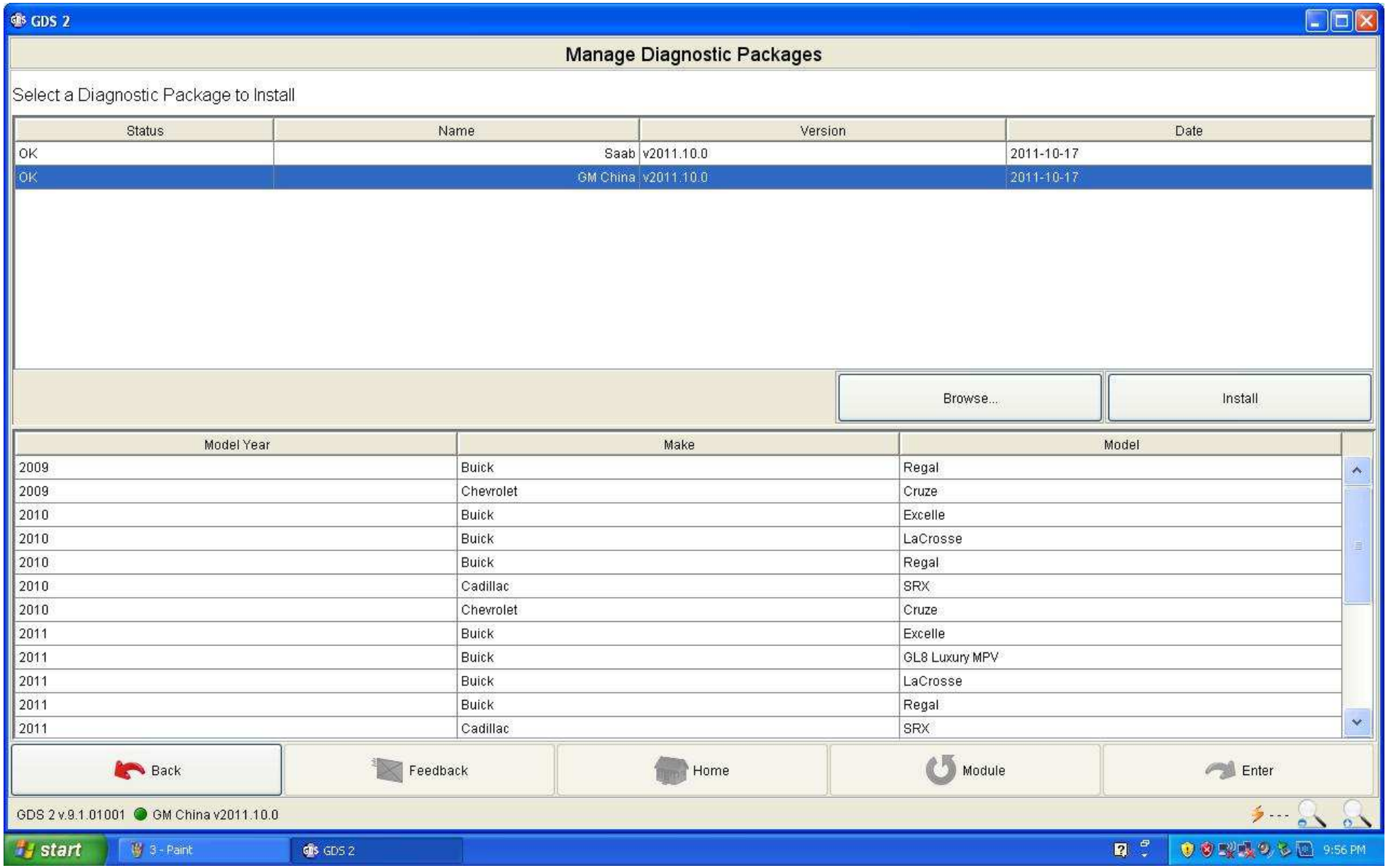
GDS 2
Manage Diagnostic Packages
Select a Diagnostic Package to Install
Status
Name
Version
Date
OK
Saab
v2011.10.0
2011-10-17
OK
GM China
v2011.10.0
2011-10-17
Browse...
Install
Model Year
Make
Model
2009
Buick
Regal
2009
Chevrolet
Cruze
2010
Buick
Excelle
2010
Buick
LaCrosse
2010
Buick
Regal
2010
Cadillac
SRX
2010
Chevrolet
Cruze
2011
Buick
Excelle
2011
Buick
GL8 Luxury MPV
2011
Buick
LaCrosse
2011
Buick
Regal
2011
Cadillac
SRX
Back
Feedback
Home
Module
Enter
GDS 2 v.9.1.01001
GM China v2011.10.0
start
3 - Paint
GDS 2
9:56 PM

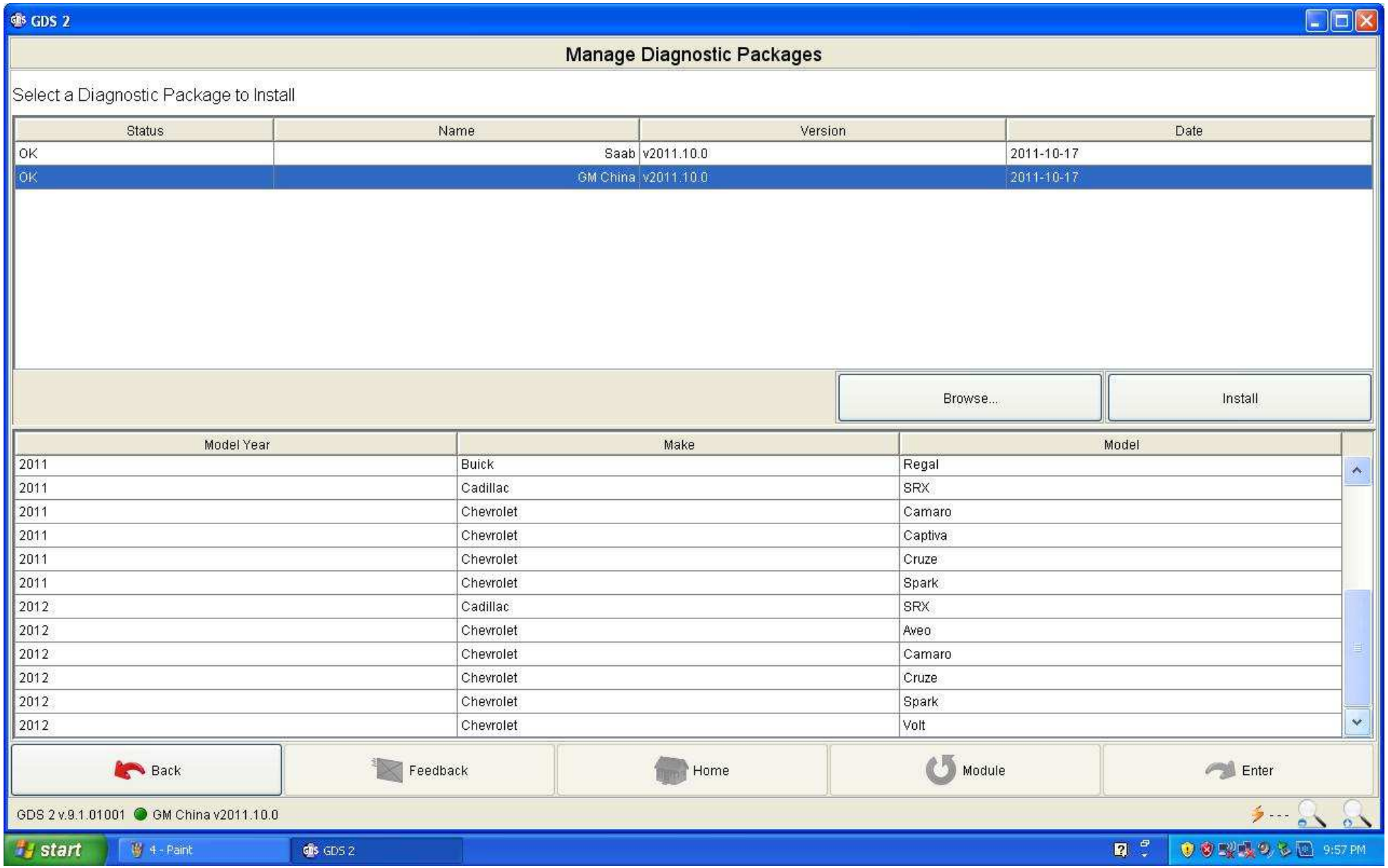

When you want to test before 2010 year GM car, you can use the techwin software to test it,run fast and stable:

My Documents
My Computer
My Network Places
Recycle Bin
Internet Explorer
Launch gDS 2
Tech2Win
Tech2Win-Configurator
Please choose an option
Start
Modify / View
Create new ...
Please choose a configuration now
default
NAO
quickstart
Start configuration quickstart
Close Configurator

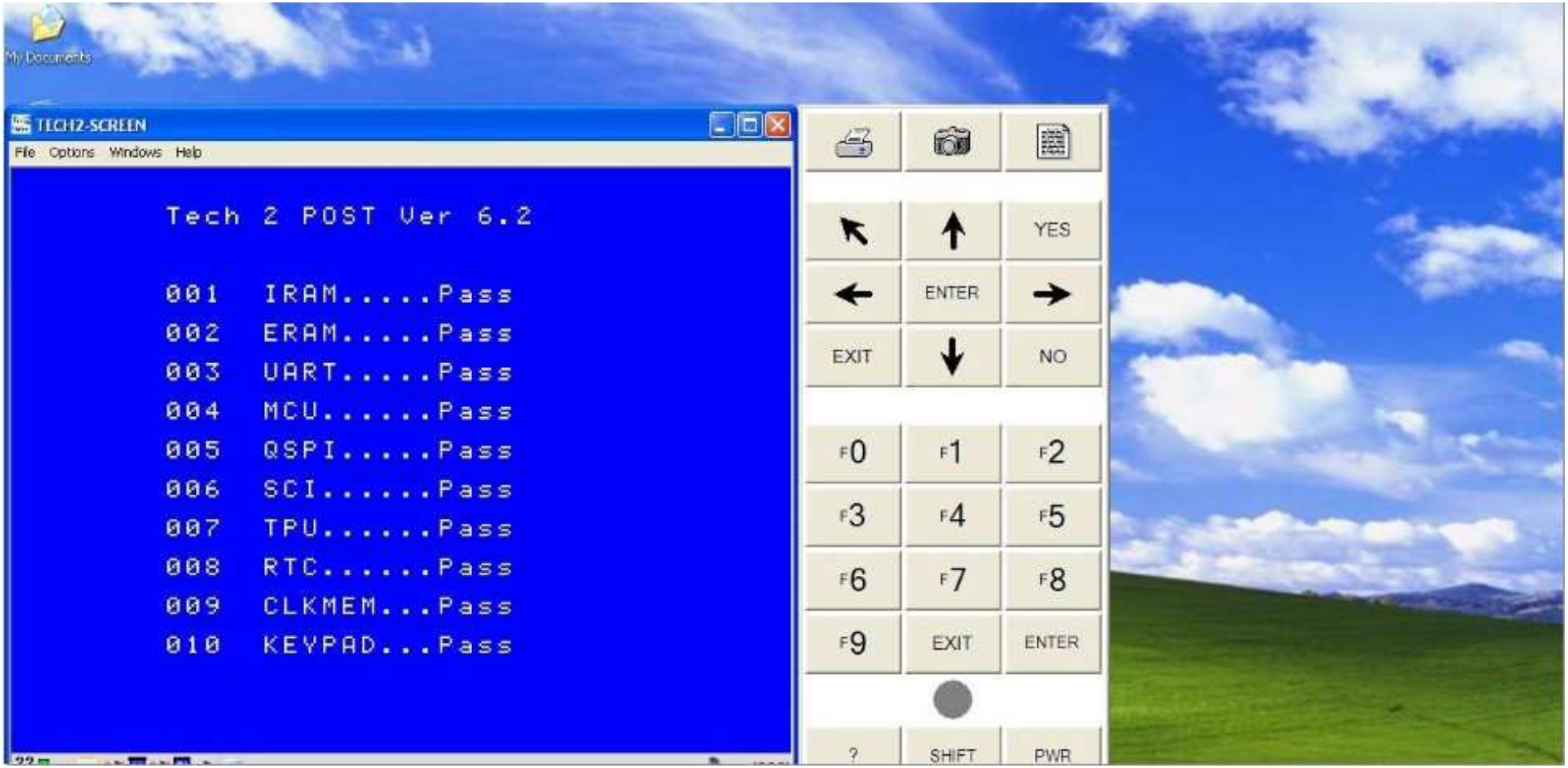
My Documents
TECH2-SCREEN
File Options Windows Help
Tech 2 POST Ver 6.2
001 IRAM.....Pass
002 ERAM.....Pass
003 UART.....Pass
004 MCU......Pass
005 QSPI.....Pass
006 SCI......Pass
007 TPU......Pass
008 RTC......Pass
009 CLKMEM...Pass
010 KEYPAD...Pass
YES
ENTER
EXIT
NO
F0
F1
F2
F3
F4
F5
F6
F7
F8
F9
EXIT
ENTER
?
SHIFT
PWR

My Documents
My Computer
My Network Places
Recycle Bin
Launch GDS 2
Tech2Win
TECH2 SCREEN
File Options Windows Help
Tech2
32 Megabyte
Press [ENTER] to continue.
Software Version: 31.009
North American Operations
(028)
YES
ENTER
EXIT
NO
F0 F1 F2
F3 F4 F5
F6 F7 F8
F9 EXIT ENTER
? SHIFT PWR

My Documents
My Computer
My Network Places
Recycle Bin
Launch GDS 2
Tech2Win
TECH2 SCREEN
File Options Windows Help
Main Menu
F0: Diagnostics
F1: Service Programming System
F2: View Captured Data
F3: GM Performance Parts Diagnostics
F4: Tool Options
F5: Getting Started
(028)
YES
ENTER
EXIT
NO
F0
F1
F2
F3
F4
F5
F6
F7
F8
F9
EXIT
ENTER
?
SHIFT
PWR

My Documents
My Computer
My Network Places
Recycle Bin
Launch GDS 2
Tech2Win
TECH2-SCREEN
File Options Windows Help
Vehicle Identification
Select one of the following
Model Year(s)
(C) 2012
(B) 2011
(A) 2010
(9) 2009
(8) 2008
(7) 2007
(6) 2006
(5) 2005
(4) 2004
1 / 22
(C) 2012
(028)
YES
ENTER
EXIT
NO
F0
F1
F2
F3
F4
F5
F6
F7
F8
F9
EXIT
ENTER
?
SHIFT
PWR

My Documents
My Computer
My Network Places
Recycle Bin
Internet Explorer
Launch GDS 2
Tech2Win
TECH2 SCREEN
File Options Windows Help
Vehicle Identification
Select one of the following
Model Year(s)
(X) 1999
(W) 1998
(V) 1997
(T) 1996
(S) 1995
(R) 1994
(P) 1993
(N) 1992
(M) 1991
14 / 22
(X) 1999
(028)
YES
ENTER
EXIT
NO
F0
F1
F2
F3
F4
F5
F6
F7
F8
F9
EXIT
ENTER
?
SHIFT
PWR