







1	 HD_ASTRA	V10.10
2	 HD_BENZ	V14.20
3	 HD_BREMACH	V10.03
4	 HD_CUMMINS	V14.24
5	 HD_DAF	V11.05
6	 HD_ERF	V10.01
7	 HD_FUSO	V14.00
8	 HD_GM	V10.01
9	 HD_HINO	V14.00
10	 HD_HYUNDAI	V11.01
11	 HD_IVECO	V15.00
12	 HD_MACK	V10.16
13	 HD_MAN	V13.10
14	 HD_OBD	V11.04
15	 HD_SCANIA	V12.10
16	 HD_SINOTRUK	V11.00
17	 HD_VOLVO	V14.20
18	 JPISUZU	V11.10



Display Program : V16.50

UPDATE TOOLS : V7.30

VEHICLE	MODEL / SYSTEM / SUB.SYS.					CONNECTOR	INFO	RDTc	CDTC	DS	ACT	Spec.Func
HD_ASTRA 	ADT		DIESEL INJECTION			①SMART OBDII-16 ②IVECO-30	✓	✓	✓	✓	✓	
	HD7	ENGINE	DIESEL INJECTION			①SMART OBDII-16 ②IVECO-30	✓	✓	✓	✓	✓	
	HD 8	ENGINE	DIESEL INJECTION			①SMART OBDII-16 ②IVECO-30	✓	✓	✓	✓	✓	
		CHASSIS	ABS			①SMART OBDII-16 ②IVECO-30	✓	✓	✓	✓	✓	
			EBS			①SMART OBDII-16 ②IVECO-30	✓	✓	✓	✓		
			BRAKE POWER SUPPORT			①SMART OBDII-16 ②IVECO-30	✓	✓	✓	✓	✓	
	Military vehicle	ENGINE	DIESEL INJECTION			①SMART OBDII-16 ②IVECO-30	✓	✓	✓	✓	✓	
		CHASSIS	ABS			①SMART OBDII-16 ②IVECO-30	✓	✓	✓	✓	✓	
			BRAKE POWER SUPPORT			①SMART OBDII-16 ②IVECO-30	✓	✓	✓	✓	✓	
						Quick test						
		Actros MPII			MR engine control	①SMART OBDII-16H	✓	✓	✓	✓		
					FR driver control	①SMART OBDII-16H	✓	✓	✓	✓		
					BS Brake control	①SMART OBDII-16H	✓	✓	✓	✓		
					EDW anti-theft alarm	①SMART OBDII-16H	✓	✓	✓	✓		
					GS Gear control	①SMART OBDII-16H	✓	✓	✓	✓		
					INS Instrument	①SMART OBDII-16H	✓	✓	✓	✓		
					MTCO Modular tachograph	①SMART OBDII-16H	✓	✓	✓	✓		
					PSM Parameterizable Special Module	①SMART OBDII-16H	✓	✓	✓	✓		
					WS Maintenance System	①SMART OBDII-16H	✓	✓	✓	✓		
					GM Base module	①SMART OBDII-16H	✓	✓	✓	✓		
					EHZ electro-hydraulic auxiliary steering	①SMART OBDII-16H	✓	✓	✓	✓		
					ABA Active Brake Assist	①SMART OBDII-16H	✓	✓	✓	✓		
					FM front module	①SMART OBDII-16H	✓	✓	✓	✓		
					FLA flame starting system	①SMART OBDII-16H	✓	✓	✓	✓		
					RS Retarder control	①SMART OBDII-16H	✓	✓	✓	✓		
					SPA Lane Assistant	①SMART OBDII-16H	✓	✓	✓	✓		
					Quick test							
		ATEGO WDB970-976,NAB374.4			MR engine control	①SMART OBDII-16H	✓	✓	✓	✓		
					FR driver control	①SMART OBDII-16H	✓	✓	✓	✓		
					MTCO Modular tachograph	①SMART OBDII-16H	✓	✓	✓	✓		
					GS Gear control (AGS)	①SMART OBDII-16H	✓	✓	✓	✓		
					BS Brake control	①SMART OBDII-16H	✓	✓	✓	✓		
					EHZ electro-hydraulic auxiliary steering	①SMART OBDII-16H	✓	✓	✓	✓		
					PSM Parameterizable Special Module	①SMART OBDII-16H	✓	✓	✓	✓		
					WS Maintenance System	①SMART OBDII-16H	✓	✓	✓	✓		
		ATEGO			Quick test							
					MR engine control	①SMART OBDII-16H	✓	✓	✓	✓		
					FR driver control	①SMART OBDII-16H	✓	✓	✓	✓		
					EHZ electro-hydraulic auxiliary steering	①SMART OBDII-16H	✓	✓	✓	✓		
					MTCO Modular tachograph	①SMART OBDII-16H	✓	✓	✓	✓		
					PSM Parameterizable Special Module	①SMART OBDII-16H	✓	✓	✓	✓		
					Quick test							
		16 PIN Socket			MR engine control	①SMART OBDII-16H	✓	✓	✓	✓		

VEHICLE	MODEL / SYSTEM / SUB.SYS.				CONNECTOR	INFO	RDTc	CDTC	DS	ACT	Spec.Func	
Truck		ATEGO 9BM958.0	FR driver control	①SMART OBDII-16H	✓	✓	✓	✓				
			MTCO Modular tachograph	①SMART OBDII-16H	✓	✓	✓	✓				
			PSM Parameterizable Special Module	①SMART OBDII-16H	✓	✓	✓	✓				
			WS Maintenance System	①SMART OBDII-16H	✓	✓	✓	✓				
		AXOR -R WDB950.5 - 954.6,NAB374.5	Quick test									
			MR engine control	①SMART OBDII-16H	✓	✓	✓	✓				
			FR driver control	①SMART OBDII-16H	✓	✓	✓	✓				
			GS Gear control	①SMART OBDII-16H	✓	✓	✓	✓				
			EHZ electro-hydraulic auxiliary steering	①SMART OBDII-16H	✓	✓	✓	✓				
			BS Brake control	①SMART OBDII-16H	✓	✓	✓	✓				
			MTCO Modular tachograph	①SMART OBDII-16H	✓	✓	✓	✓				
			PSM Parameterizable Special Module	①SMART OBDII-16H	✓	✓	✓	✓				
	WS Maintenance System	①SMART OBDII-16H	✓	✓	✓	✓						
	AXOR -R NMB375.3	Quick test										
		MR engine control	①SMART OBDII-16H	✓	✓	✓	✓					
		FR driver control	①SMART OBDII-16H	✓	✓	✓	✓					
		GS Gear control	①SMART OBDII-16H	✓	✓	✓	✓					
		BS Brake control	①SMART OBDII-16H	✓	✓	✓	✓					
		EHZ electro-hydraulic auxiliary steering	①SMART OBDII-16H	✓	✓	✓	✓					
		MTCO Modular tachograph	①SMART OBDII-16H	✓	✓	✓	✓					
		PSM Parameterizable Special Module	①SMART OBDII-16H	✓	✓	✓	✓					
	WS Maintenance System	①SMART OBDII-16H	✓	✓	✓	✓						
	AXOR -C WDB940-944,NAB374.6	Quick test										
		MR engine control	①SMART OBDII-16H	✓	✓	✓	✓					
		FR driver control	①SMART OBDII-16H	✓	✓	✓	✓					
		GS Gear control	①SMART OBDII-16H	✓	✓	✓	✓					
		EHZ electro-hydraulic auxiliary steering	①SMART OBDII-16H	✓	✓	✓	✓					
		BS Brake control	①SMART OBDII-16H	✓	✓	✓	✓					
		MTCO Modular tachograph	①SMART OBDII-16H	✓	✓	✓	✓					
		PSM Parameterizable Special Module	①SMART OBDII-16H	✓	✓	✓	✓					
	WS Maintenance System	①SMART OBDII-16H	✓	✓	✓	✓						
	14 PIN Socket	Actros	Quick test									
MR engine control			①SMART OBDII-16H	✓	✓	✓	✓					
MTCO Modular tachograph			①SMART OBDII-16H	✓	✓	✓	✓					
PSM Parameterizable Special Module			①SMART OBDII-16H	✓	✓	✓	✓					
AG automatic gear selection (AGE)			①SMART OBDII-16H	✓	✓	✓	✓					
GS Gear control			①SMART OBDII-16H	✓	✓	✓	✓					
FLA flame starting system			①SMART OBDII-16H	✓	✓	✓	✓					
WS Maintenance System			①SMART OBDII-16H	✓	✓	✓	✓					
SPA Lane Assistant			①SMART OBDII-16H	✓	✓	✓	✓					
Quick test												
TRAVFGO		MR engine control	①SMART OBDII-16H	✓	✓	✓	✓					
		FR driver control	①SMART OBDII-16H	✓	✓	✓	✓					
		GS Gear control	①SMART OBDII-16H	✓	✓	✓	✓					
		ABS antilock braking system	①SMART OBDII-16H	✓	✓	✓	✓					
		ZVA Central locking system	①SMART OBDII-16H	✓	✓	✓	✓					
		ZHE auxiliary steering	①SMART OBDII-16H	✓	✓	✓	✓					
		FPS Flexibly programmed control	①SMART OBDII-16H	✓	✓	✓	✓					
		DMUX Display multiplexer	①SMART OBDII-16H	✓	✓	✓	✓					
		BS Brake control	①SMART OBDII-16H	✓	✓	✓	✓					

VEHICLE	MODEL / SYSTEM / SUB.SYS.		CONNECTOR	INFO	RDTc	CDTC	DS	ACT	Spec.Func	
			RS Retarder control	①SMART OBDII-16H	✓	✓	✓	✓		
			ART autunomous intelligent cruise control	①SMART OBDII-16H	✓	✓	✓	✓		
			NR1 Level control solo bus or front vehicle	①SMART OBDII-16H	✓	✓	✓	✓		
			SPA Lane Assistant	①SMART OBDII-16H	✓	✓	✓	✓		
			ZL auxiliary steering	①SMART OBDII-16H	✓	✓	✓	✓		
			Steering wheel angle sensor	①SMART OBDII-16H	✓	✓	✓	✓		
			MTS Modular door control system	①SMART OBDII-16H	✓	✓	✓	✓		
			HLK Heating - Ventilation - Cooling	①SMART OBDII-16H	✓	✓	✓	✓		
			Quick test							
			MR engine control	①SMART OBDII-16H	✓	✓	✓	✓		
			FR driver control	①SMART OBDII-16H	✓	✓	✓	✓		
			ABS antilock braking system	①SMART OBDII-16H	✓	✓	✓	✓		
			ZHE auxiliary steering	①SMART OBDII-16H	✓	✓	✓	✓		
			FPS Flexibly programmed control	①SMART OBDII-16H	✓	✓	✓			
	DMUX Display multiplexer	①SMART OBDII-16H	✓	✓	✓					
	BS Brake control	①SMART OBDII-16H	✓	✓	✓	✓				
	RS Retarder control	①SMART OBDII-16H	✓	✓	✓	✓				
	NR1 Level control solo bus or front vehicle	①SMART OBDII-16H	✓	✓	✓	✓				
	Steering wheel angle sensor	①SMART OBDII-16H	✓	✓	✓	✓				
	MTS Modular door control system	①SMART OBDII-16H	✓	✓	✓	✓				
	HLK Heating - Ventilation - Cooling	①SMART OBDII-16H	✓	✓	✓	✓				
	Quick test									
	MR engine control	①SMART OBDII-16H	✓	✓	✓	✓				
	FR driver control	①SMART OBDII-16H	✓	✓	✓	✓				
	GS Gear control	①SMART OBDII-16H	✓	✓	✓	✓				
	ABS antilock braking system	①SMART OBDII-16H	✓	✓	✓	✓				
	ZVA Central locking system	①SMART OBDII-16H	✓	✓	✓	✓				
	ZHE auxiliary steering	①SMART OBDII-16H	✓	✓	✓	✓				
	FPS Flexibly programmed control	①SMART OBDII-16H	✓	✓	✓					
	DMUX Display multiplexer	①SMART OBDII-16H	✓	✓	✓					
	BS Brake control	①SMART OBDII-16H	✓	✓	✓	✓				
	RS Retarder control	①SMART OBDII-16H	✓	✓	✓	✓				
	NR1 Level control solo bus or front vehicle	①SMART OBDII-16H	✓	✓	✓	✓				
	ZL auxiliary steering	①SMART OBDII-16H	✓	✓	✓	✓				
	Steering wheel angle sensor	①SMART OBDII-16H	✓	✓	✓	✓				
	MTS Modular door control system	①SMART OBDII-16H	✓	✓	✓	✓				
	HLK Heating - Ventilation - Cooling	①SMART OBDII-16H	✓	✓	✓	✓				
	Quick test									
	FR driver control	①SMART OBDII-16H	✓	✓	✓	✓				
	MR engine control	①SMART OBDII-16H	✓	✓	✓	✓				
	GS Gear control	①SMART OBDII-16H	✓	✓	✓	✓				
	ZHE auxiliary steering	①SMART OBDII-16H	✓	✓	✓	✓				
FPS Flexibly programmed control	①SMART OBDII-16H	✓	✓	✓						
DMUX Display multiplexer	①SMART OBDII-16H	✓	✓	✓						
BS Brake control	①SMART OBDII-16H	✓	✓	✓	✓					
RS Retarder control	①SMART OBDII-16H	✓	✓	✓	✓					
NR1 Level control solo bus or front vehicle	①SMART OBDII-16H	✓	✓	✓	✓					
ZL auxiliary steering	①SMART OBDII-16H	✓	✓	✓	✓					
Steering wheel angle sensor	①SMART OBDII-16H	✓	✓	✓	✓					
MTS Modular door control system	①SMART OBDII-16H	✓	✓	✓	✓					
HLK Heating - Ventilation - Cooling	①SMART OBDII-16H	✓	✓	✓	✓					
Quick test										
MR engine control	①SMART OBDII-16H	✓	✓	✓	✓					

VEHICLE	MODEL / SYSTEM / SUB.SYS.						CONNECTOR	INFO	RDBC	CDTC	DS	ACT	Spec.Func		
16 PIN Socket	OC500	OC500 LF LFA	FR driver control	①SMART OBDII-16H	✓	✓	✓	✓	✓						
			ZHE auxiliary steering	①SMART OBDII-16H	✓	✓	✓	✓							
			FPS Flexibly programmed control	①SMART OBDII-16H	✓	✓	✓								
			DMUX Display multiplexer	①SMART OBDII-16H	✓	✓	✓								
			BS Brake control	①SMART OBDII-16H	✓	✓	✓	✓							
			RS Retarder control	①SMART OBDII-16H	✓	✓	✓	✓							
			NR1 Level control solo bus or front vehicle	①SMART OBDII-16H	✓	✓	✓	✓							
			MTS Modular door control system	①SMART OBDII-16H	✓	✓	✓	✓							
			Steering wheel angle sensor	①SMART OBDII-16H	✓	✓	✓	✓							
			Quick test												
			MR engine control	①SMART OBDII-16H	✓	✓	✓	✓							
			FR driver control	①SMART OBDII-16H	✓	✓	✓	✓							
			GS Gear control	①SMART OBDII-16H	✓	✓	✓	✓							
			ZVA Central locking system	①SMART OBDII-16H	✓	✓	✓	✓							
			ZHE auxiliary steering	①SMART OBDII-16H	✓	✓	✓	✓							
			FPS Flexibly programmed control	①SMART OBDII-16H	✓	✓	✓								
			DMUX Display multiplexer	①SMART OBDII-16H	✓	✓	✓								
			BS Brake control	①SMART OBDII-16H	✓	✓	✓	✓							
	RS Retarder control	①SMART OBDII-16H	✓	✓	✓	✓									
	ART autunomous intelligent cruise control	①SMART OBDII-16H	✓	✓	✓	✓									
	NR1 Level control solo bus or front vehicle	①SMART OBDII-16H	✓	✓	✓	✓									
	SPA Lane Assistant	①SMART OBDII-16H	✓	✓	✓	✓									
	ZL auxiliary steering	①SMART OBDII-16H	✓	✓	✓	✓									
	CLS/ATA central locking system with anti-theft alarm	①SMART OBDII-16H	✓	✓	✓	✓									
	Steering wheel angle sensor	①SMART OBDII-16H	✓	✓	✓	✓									
	MTS Modular door control system	①SMART OBDII-16H	✓	✓	✓	✓									
	HLK Heating - Ventilation - Cooling	①SMART OBDII-16H	✓	✓	✓	✓									
	Quick test														
	MR engine control	①SMART OBDII-16H	✓	✓	✓	✓									
	FR driver control	①SMART OBDII-16H	✓	✓	✓	✓									
	GS Gear control	①SMART OBDII-16H	✓	✓	✓	✓									
	ZVA Central locking system	①SMART OBDII-16H	✓	✓	✓	✓									
	ZHE auxiliary steering	①SMART OBDII-16H	✓	✓	✓	✓									
	FPS Flexibly programmed control	①SMART OBDII-16H	✓	✓	✓										
	DMUX Display multiplexer	①SMART OBDII-16H	✓	✓	✓										
	BS Brake control	①SMART OBDII-16H	✓	✓	✓	✓									
	RS Retarder control	①SMART OBDII-16H	✓	✓	✓	✓									
	ART autunomous intelligent cruise control	①SMART OBDII-16H	✓	✓	✓	✓									
	NR1 Level control solo bus or front vehicle	①SMART OBDII-16H	✓	✓	✓	✓									
	SPA Lane Assistant	①SMART OBDII-16H	✓	✓	✓	✓									
	ABA Active Brake Assist	①SMART OBDII-16H	✓	✓	✓	✓									
	ZL auxiliary steering	①SMART OBDII-16H	✓	✓	✓	✓									
	Steering wheel angle sensor	①SMART OBDII-16H	✓	✓	✓	✓									
	MTS Modular door control system	①SMART OBDII-16H	✓	✓	✓	✓									
	HLK Heating - Ventilation - Cooling	①SMART OBDII-16H	✓	✓	✓	✓									
	Quick test														
	MR engine control	①SMART OBDII-16H	✓	✓	✓	✓									
	FR driver control	①SMART OBDII-16H	✓	✓	✓	✓									
	ABS antilock braking system	①SMART OBDII-16H	✓	✓	✓	✓									
	GS Gear control	①SMART OBDII-16H	✓	✓	✓	✓									
ZVA Central locking system	①SMART OBDII-16H	✓	✓	✓	✓										
ZHE auxiliary steering	①SMART OBDII-16H	✓	✓	✓	✓										
Quick test															
MR engine control	①SMART OBDII-16H	✓	✓	✓	✓										
FR driver control	①SMART OBDII-16H	✓	✓	✓	✓										
ABS antilock braking system	①SMART OBDII-16H	✓	✓	✓	✓										
GS Gear control	①SMART OBDII-16H	✓	✓	✓	✓										
ZVA Central locking system	①SMART OBDII-16H	✓	✓	✓	✓										
ZHE auxiliary steering	①SMART OBDII-16H	✓	✓	✓	✓										
Quick test															
MR engine control	①SMART OBDII-16H	✓	✓	✓	✓										
FR driver control	①SMART OBDII-16H	✓	✓	✓	✓										
ABS antilock braking system	①SMART OBDII-16H	✓	✓	✓	✓										
GS Gear control	①SMART OBDII-16H	✓	✓	✓	✓										
ZVA Central locking system	①SMART OBDII-16H	✓	✓	✓	✓										
ZHE auxiliary steering	①SMART OBDII-16H	✓	✓	✓	✓										

VEHICLE	MODEL / SYSTEM / SUB.SYS.		CONNECTOR	INFO	RDTc	CDTC	DS	ACT	Spec.Func				
BUS	O350 TOURISMO O403	TOURISMO(C632)	FR driver control	①SMART OBDII-16H	✓	✓	✓	✓					
			GS Gear control	①SMART OBDII-16H	✓	✓	✓	✓					
			ABS antilock braking system	①SMART OBDII-16H	✓	✓	✓	✓					
			ZVA Central locking system	①SMART OBDII-16H	✓	✓	✓	✓					
			ZHE auxiliary steering	①SMART OBDII-16H	✓	✓	✓	✓					
			FPS Flexibly programmed control	①SMART OBDII-16H	✓	✓	✓						
			DMUX Display multiplexer	①SMART OBDII-16H	✓	✓	✓						
			BS Brake control	①SMART OBDII-16H	✓	✓	✓	✓					
			RS Retarder control	①SMART OBDII-16H	✓	✓	✓	✓					
			NR1 Level control solo bus or front vehicle	①SMART OBDII-16H	✓	✓	✓	✓					
			ABA Active Brake Assist	①SMART OBDII-16H	✓	✓	✓	✓					
			Steering wheel angle sensor	①SMART OBDII-16H	✓	✓	✓	✓					
			MTS Modular door control system	①SMART OBDII-16H	✓	✓	✓	✓					
			HLK Heating - Ventilation - Cooling	①SMART OBDII-16H	✓	✓	✓	✓					
			TRAVEGO			Quick test							
	MR engine control	①BENZ-14				✓	✓	✓	✓				
	FR driver control	①BENZ-14				✓	✓	✓	✓				
	GS Gear control	①BENZ-14				✓	✓	✓	✓				
	ABS antilock braking system	①BENZ-14				✓	✓	✓	✓				
	ZVA Central locking system	①BENZ-14				✓	✓	✓	✓				
	ZHE auxiliary steering	①BENZ-14				✓	✓	✓	✓				
	FPS Flexibly programmed control	①BENZ-14				✓	✓	✓					
	DMUX Display multiplexer	①BENZ-14				✓	✓	✓					
	BS Brake control	①BENZ-14				✓	✓	✓	✓				
	RS Retarder control	①BENZ-14				✓	✓	✓	✓				
	ART autunomous intelligent cruise control	①BENZ-14				✓	✓	✓	✓				
	NR1 Level control solo bus or front vehicle	①BENZ-14				✓	✓	✓	✓				
	SPA Lane Assistant	①BENZ-14				✓	✓	✓	✓				
	ZL auxiliary steering	①BENZ-14				✓	✓	✓	✓				
	Steering wheel angle sensor	①BENZ-14				✓	✓	✓	✓				
	MTS Modular door control system	①BENZ-14				✓	✓	✓	✓				
	HLK Heating - Ventilation - Cooling	①BENZ-14				✓	✓	✓	✓				
	INTOURO	O560 INTOURO Euro III					Quick test						
							MR engine control	①BENZ-14	✓	✓	✓	✓	
							FR driver control	①BENZ-14	✓	✓	✓	✓	
							ZHE auxiliary steering	①BENZ-14	✓	✓	✓	✓	
							RS Retarder control	①BENZ-14	✓	✓	✓	✓	
		INTOURO(C632)						Quick test					
								MR engine control	①BENZ-14	✓	✓	✓	✓
			FR driver control	①BENZ-14	✓			✓	✓	✓			
			ABS antilock braking system	①BENZ-14	✓			✓	✓	✓			
			ZHE auxiliary steering	①BENZ-14	✓			✓	✓	✓			
	O550 INTEGRO			Quick test									
				MR engine control	①BENZ-14	✓	✓	✓	✓				
				FR driver control	①BENZ-14	✓	✓	✓	✓				
				GS Gear control	①BENZ-14	✓	✓	✓	✓				
				ZHE auxiliary steering	①BENZ-14	✓	✓	✓	✓				
				RS Retarder control	①BENZ-14	✓	✓	✓	✓				
				MTS Modular door control system	①BENZ-14	✓	✓	✓	✓				

VEHICLE	MODEL / SYSTEM / SUB.SYS.		CONNECTOR	INFO	RDTc	CDTC	DS	ACT	Spec.Func											
			INTEGRO	INTEGRO(C633)	Quick test															
					MR engine control	①BENZ-14	✓	✓	✓	✓										
					FR driver control	①BENZ-14	✓	✓	✓	✓										
					GS Gear control	①BENZ-14	✓	✓	✓	✓										
					ABS antilock braking system	①BENZ-14	✓	✓	✓	✓										
					ZVA Central locking system	①BENZ-14	✓	✓	✓	✓										
					ZHE auxiliary steering	①BENZ-14	✓	✓	✓	✓										
					FPS Flexibly programmed control	①BENZ-14	✓	✓	✓											
					DMUX Display multiplexer	①BENZ-14	✓	✓	✓											
					BS Brake control	①BENZ-14	✓	✓	✓	✓										
					RS Retarder control	①BENZ-14	✓	✓	✓	✓										
					NR1 Level control solo bus or front vehicle	①BENZ-14	✓	✓	✓	✓										
					MTS Modular door control system	①BENZ-14	✓	✓	✓	✓										
					HLK Heating - Ventilation - Cooling	①BENZ-14	✓	✓	✓	✓										
					CITARO					Quick test										
			FR driver control	①BENZ-14						✓	✓	✓	✓							
			ZHE auxiliary steering	①BENZ-14						✓	✓	✓	✓							
			FPS Flexibly programmed control	①BENZ-14						✓	✓	✓								
			DMUX Display multiplexer	①BENZ-14						✓	✓	✓								
			BS Brake control	①BENZ-14						✓	✓	✓	✓							
			RS Retarder control	①BENZ-14						✓	✓	✓	✓							
			NR1 Level control solo bus or front vehicle	①BENZ-14						✓	✓	✓	✓							
			ZL auxiliary steering	①BENZ-14						✓	✓	✓	✓							
			Steering wheel angle sensor	①BENZ-14						✓	✓	✓	✓							
			MTS Modular door control system	①BENZ-14						✓	✓	✓	✓							
			HLK Heating - Ventilation - Cooling	①BENZ-14						✓	✓	✓	✓							
			CITO										Quick test							
													MR engine control	①BENZ-14	✓	✓	✓	✓		
													FR driver control	①BENZ-14	✓	✓	✓	✓		
					ZHE auxiliary steering	①BENZ-14	✓	✓	✓				✓							
					FPS Flexibly programmed control	①BENZ-14	✓	✓	✓											
					BS Brake control	①BENZ-14	✓	✓	✓				✓							
					FE Drive electronics	①BENZ-14	✓	✓	✓				✓							
					MTS Modular door control system	①BENZ-14	✓	✓	✓				✓							
					HLK Heating - Ventilation - Cooling	①BENZ-14	✓	✓	✓				✓							
					OC500			OC500 LF LFA					Quick test							
			MR engine control	①BENZ-14						✓	✓	✓	✓							
			FR driver control	①BENZ-14						✓	✓	✓	✓							
			ZHE auxiliary steering	①BENZ-14						✓	✓	✓	✓							
			FPS Flexibly programmed control	①BENZ-14						✓	✓	✓								
			DMUX Display multiplexer	①BENZ-14						✓	✓	✓								
			BS Brake control	①BENZ-14						✓	✓	✓	✓							
			RS Retarder control	①BENZ-14						✓	✓	✓	✓							
			NR1 Level control solo bus or front vehicle	①BENZ-14						✓	✓	✓	✓							
			Steering wheel angle sensor	①BENZ-14						✓	✓	✓	✓							
			CONECTO 0345								O345 CONECTO Euro III Solo Bus		Quick test							
													MR engine control	①BENZ-14	✓	✓	✓	✓		
					FR driver control	①BENZ-14	✓	✓	✓				✓							
					ADM adaptation module	①BENZ-14	✓	✓	✓				✓							
					ZHE auxiliary steering	①BENZ-14	✓	✓	✓				✓							
					RS Retarder control	①BENZ-14	✓	✓	✓		✓									
					Quick test															
					MR engine control	①BENZ-14	✓	✓	✓		✓									
					FR driver control	①BENZ-14	✓	✓	✓		✓									
					ADM adaptation module	①BENZ-14	✓	✓	✓		✓									

VEHICLE	MODEL / SYSTEM / SUB.SYS.				CONNECTOR	INFO	RDTc	CDTC	DS	ACT	Spec.Func			
	14 PIN Socket				ZHE auxiliary steering	①BENZ-14	✓	✓	✓	✓				
					RS Retarder control	①BENZ-14	✓	✓	✓	✓				
				BR300	Setra BR300 Kombibus Euro III	Quick test								
						MR engine control	①BENZ-14	✓	✓	✓	✓			
						FR driver control	①BENZ-14	✓	✓	✓	✓			
						RS Retarder control	①BENZ-14	✓	✓	✓	✓			
						GS Gear control	①BENZ-14	✓	✓	✓	✓			
						MTS Modular door control system	①BENZ-14	✓	✓	✓	✓			
						ADM adaptation module	①BENZ-14	✓	✓	✓	✓			
						KWS Articulation angle control	①BENZ-14	✓	✓	✓	✓			
						ZHE auxiliary steering	①BENZ-14	✓	✓	✓	✓			
						Quick test								
				BR 300 Reisebus 3 Euro III	MR engine control	①BENZ-14	✓	✓	✓	✓				
					FR driver control	①BENZ-14	✓	✓	✓	✓				
					RS Retarder control	①BENZ-14	✓	✓	✓	✓				
					GS Gear control	①BENZ-14	✓	✓	✓	✓				
					ADM adaptation module	①BENZ-14	✓	✓	✓	✓				
					ZHE auxiliary steering	①BENZ-14	✓	✓	✓	✓				
				S315	S315 HD China Euro III	Quick test								
						MR engine control	①BENZ-14	✓	✓	✓	✓			
						FR driver control	①BENZ-14	✓	✓	✓	✓			
						RS Retarder control	①BENZ-14	✓	✓	✓	✓			
						ADM adaptation module	①BENZ-14	✓	✓	✓	✓			
						ZHE auxiliary steering	①BENZ-14	✓	✓	✓	✓			
				BR400	Setra BR400 TopClass	Quick test								
						MR engine control	①BENZ-14	✓	✓	✓	✓			
						FR driver control	①BENZ-14	✓	✓	✓	✓			
						GS Gear control	①BENZ-14	✓	✓	✓	✓			
						ZVA Central locking system	①BENZ-14	✓	✓	✓	✓			
						ZHE auxiliary steering	①BENZ-14	✓	✓	✓	✓			
						FPS Flexibly programmed control	①BENZ-14	✓	✓	✓				
						DMUX Display multiplexer	①BENZ-14	✓	✓	✓				
						BS Brake control	①BENZ-14	✓	✓	✓	✓			
						RS Retarder control	①BENZ-14	✓	✓	✓	✓			
						ART autunomous intelligent cruise control	①BENZ-14	✓	✓	✓	✓			
						NR1 Level control solo bus or front vehicle	①BENZ-14	✓	✓	✓	✓			
						SPA Lane Assistant	①BENZ-14	✓	✓	✓	✓			
						ZL auxiliary steering	①BENZ-14	✓	✓	✓	✓			
						Steering wheel angle sensor	①BENZ-14	✓	✓	✓	✓			
						CLS/ATA central locking system with anti-theft alarm	①BENZ-14	✓	✓	✓	✓			
						MTS Modular door control system	①BENZ-14	✓	✓	✓	✓			
						HLK Heating - Ventilation - Cooling	①BENZ-14	✓	✓	✓	✓			
					Setra BR400 ComfortClass	Quick test								
						MR engine control	①BENZ-14	✓	✓	✓	✓			
						FR driver control	①BENZ-14	✓	✓	✓	✓			
						GS Gear control	①BENZ-14	✓	✓	✓	✓			
						ZVA Central locking system	①BENZ-14	✓	✓	✓	✓			
						ZHE auxiliary steering	①BENZ-14	✓	✓	✓	✓			
						FPS Flexibly programmed control	①BENZ-14	✓	✓	✓				
						DMUX Display multiplexer	①BENZ-14	✓	✓	✓				
						BS Brake control	①BENZ-14	✓	✓	✓	✓			
						RS Retarder control	①BENZ-14	✓	✓	✓	✓			
						ART autunomous intelligent cruise control	①BENZ-14	✓	✓	✓	✓			

VEHICLE	MODEL / SYSTEM / SUB.SYS.				CONNECTOR	INFO	RDTc	CDTC	DS	ACT	Spec.Func		
			Setra BR400 MultiClass	NR1 Level control solo bus or front vehicle	①BENZ-14	✓	✓	✓	✓				
				SPA Lane Assistant	①BENZ-14	✓	✓	✓	✓				
				ZL auxiliary steering	①BENZ-14	✓	✓	✓	✓				
				Steering wheel angle sensor	①BENZ-14	✓	✓	✓	✓				
				MTS Modular door control system	①BENZ-14	✓	✓	✓	✓				
				HLK Heating - Ventilation - Cooling	①BENZ-14	✓	✓	✓	✓				
				Quick test									
				MR engine control	①BENZ-14	✓	✓	✓	✓				
				FR driver control	①BENZ-14	✓	✓	✓	✓				
				ABS antilock braking system	①BENZ-14	✓	✓	✓	✓				
				GS Gear control	①BENZ-14	✓	✓	✓	✓				
				ZVA Central locking system	①BENZ-14	✓	✓	✓	✓				
				ZHE auxiliary steering	①BENZ-14	✓	✓	✓	✓				
				FPS Flexibly programmed control	①BENZ-14	✓	✓	✓					
				DMUX Display multiplexer	①BENZ-14	✓	✓	✓					
				BS Brake control	①BENZ-14	✓	✓	✓	✓				
				RS Retarder control	①BENZ-14	✓	✓	✓	✓				
				NR1 Level control solo bus or front vehicle	①BENZ-14	✓	✓	✓	✓				
			MTS Modular door control system	①BENZ-14	✓	✓	✓	✓					
			HLK Heating - Ventilation - Cooling	①BENZ-14	✓	✓	✓	✓					
			Setra BR 400 Multiclass(USA)	Quick test									
				ZVA Central locking system	①BENZ-14	✓	✓	✓	✓				
				ZHE auxiliary steering	①BENZ-14	✓	✓	✓	✓				
				FPS Flexibly programmed control	①BENZ-14	✓	✓	✓	✓				
				DMUX Display multiplexer	①BENZ-14	✓	✓	✓	✓				
				MTS Modular door control system	①BENZ-14	✓	✓	✓	✓				
			O350 TOURISMO O403	TOURISMO(C632)	Quick test								
					MR engine control	①BENZ-14	✓	✓	✓	✓			
					FR driver control	①BENZ-14	✓	✓	✓	✓			
					GS Gear control	①BENZ-14	✓	✓	✓	✓			
					ABS antilock braking system	①BENZ-14	✓	✓	✓	✓			
					ZVA Central locking system	①BENZ-14	✓	✓	✓	✓			
					ZHE auxiliary steering	①BENZ-14	✓	✓	✓	✓			
					FPS Flexibly programmed control	①BENZ-14	✓	✓	✓				
					DMUX Display multiplexer	①BENZ-14	✓	✓	✓				
				BS Brake control	①BENZ-14	✓	✓	✓	✓				
				RS Retarder control	①BENZ-14	✓	✓	✓	✓				
				NR1 Level control solo bus or front vehicle	①BENZ-14	✓	✓	✓	✓				
				ADM adaptation module	①BENZ-14	✓	✓	✓	✓				
				Steering wheel angle sensor	①BENZ-14	✓	✓	✓	✓				
				MTS Modular door control system	①BENZ-14	✓	✓	✓	✓				
				HLK Heating - Ventilation - Cooling	①BENZ-14	✓	✓	✓	✓				
TOURISMO O403	Quick test												
	MR engine control	①BENZ-14		✓	✓	✓	✓						
	FR driver control	①BENZ-14	✓	✓	✓	✓							
	RS Retarder control	①BENZ-14	✓	✓	✓	✓							
	ZHE auxiliary steering	①BENZ-14	✓	✓	✓	✓							
HD_BREMACH	Brick	DIESEL INJECTION	Bosch EDC MS 6.3	①SMART OBDII-16	✓	✓	✓	✓	✓				
				②IVECO-30									
BREMACH	Extreme	DIESEL INJECTION	Bosch EDC MS 6.3	①SMART OBDII-16	✓	✓	✓	✓	✓				
				②IVECO-30									
	Job	DIESEL INJECTION	Bosch EDC MS 6.3	①SMART OBDII-16	✓	✓	✓	✓	✓				
				②IVECO-30									

VEHICLE	MODEL / SYSTEM / SUB.SYS.	CONNECTOR	INFO	RDTc	CDTC	DS	ACT	Spec.Func
ISBe(J1708)		①OBD-6 ②OBD-9 ③OBD-6&9	✓	✓	✓	✓		FREEZE FRAME
B5.9G		①OBD-6 ②OBD-9 ③OBD-6&9	✓	✓	✓	✓		1.FREEZE FRAME 2.ECM diagnostic test
ISC/ISL		①OBD-6 ②OBD-9 ③OBD-6&9		✓	✓	✓		
ISBe(J1939)		①OBD-6 ②OBD-9 ③OBD-6&9	✓	✓H	✓	✓		Driving record
480C-E		①OBD-6 ②OBD-9 ③OBD-6&9		✓	✓			
C Gas Plus/B Gas Plus		①OBD-6 ②OBD-9 ③OBD-6&9		✓	✓	✓		
C8.3G/L10G		①OBD-6 ②OBD-9 ③OBD-6&9		✓	✓			
CELECT		①OBD-6 ②OBD-9 ③OBD-6&9		✓	✓			
CELECT Plus		①OBD-6 ②OBD-9 ③OBD-6&9		✓	✓			
CELECT Plus Ind		①OBD-6 ②OBD-9 ③OBD-6&9		✓	✓			
Centinel		①OBD-6 ②OBD-9 ③OBD-6&9		✓	✓			
CENTRY		①OBD-6 ②OBD-9 ③OBD-6&9		✓	✓			
ISB		①OBD-6 ②OBD-9 ③OBD-6&9		✓	✓			
ISB - CM2150D		①OBD-6 ②OBD-9 ③OBD-6&9		✓	✓			
ISB - CM850		①OBD-6 ②OBD-9 ③OBD-6&9		✓	✓			
ISB Daimler Chrysler		①OBD-6 ②OBD-9 ③OBD-6&9		✓	✓			
ISBe4 (4 and 6 Cylinder)(J1939)		①OBD-6 ②OBD-9 ③OBD-6&9	✓	✓	✓	✓		Driving record
ISC - CM2150D		①OBD-6 ②OBD-9 ③OBD-6&9		✓	✓			
ISC / Transit Bus ISL8.3 - CM850		①OBD-6 ②OBD-9 ③OBD-6&9		✓	✓			


VEHICLE	MODEL / SYSTEM / SUB.SYS.	CONNECTOR	INFO	RDTc	CDTC	DS	ACT	Spec.Func
	ISDe - CM2150C	①OBD-6 ②OBD-9 ③OBD-6&9	✓	✓	✓	✓		
	ISL - CM2150D	①OBD-6 ②OBD-9 ③OBD-6&9		✓	✓			
	ISL8.9 - CM850	①OBD-6 ②OBD-9 ③OBD-6&9		✓	✓			
	ISLe - CM2150C	①OBD-6 ②OBD-9 ③OBD-6&9		✓	✓	✓		
	ISLe - CM2150C	①OBD-6 ②OBD-9 ③OBD-6&9		✓	✓			
	ISLe4 (6 Cylinder)	①OBD-6 ②OBD-9 ③OBD-6&9		✓	✓			
	ISM	①OBD-6 ②OBD-9 ③OBD-6&9		✓	✓			
	ISM - CM870	①OBD-6 ②OBD-9 ③OBD-6&9		✓	✓			
	ISM - CM875	①OBD-6 ②OBD-9 ③OBD-6&9		✓	✓			
	ISM - CM876	①OBD-6 ②OBD-9 ③OBD-6&9		✓	✓			
	ISZ - CM2150D	①OBD-6 ②OBD-9 ③OBD-6&9		✓	✓			
	L Gas Plus	①OBD-6 ②OBD-9 ③OBD-6&9		✓	✓			
	PIM	①OBD-6 ②OBD-9 ③OBD-6&9		✓	✓			
	QSB3.3 - CM2150D	①OBD-6 ②OBD-9 ③OBD-6&9		✓	✓			
	QSB4.5/5.9/6.7 - CM850	①OBD-6 ②OBD-9 ③OBD-6&9		✓	✓			
	QSB5.9/44, 5.9/30, 4.5/30, 3.9/30	①OBD-6 ②OBD-9 ③OBD-6&9		✓	✓			
	QSB5/7 - CM850 - Power Gen	①OBD-6 ②OBD-9 ③OBD-6&9		✓	✓			
	QSC8.3 - CM850	①OBD-6 ②OBD-9 ③OBD-6&9		✓	✓			
	QSC8.3/QSL9	①OBD-6 ②OBD-9 ③OBD-6&9		✓	✓			


HD_CUMMINS




VEHICLE	MODEL / SYSTEM / SUB.SYS.			CONNECTOR	INFO	RDTc	CDTC	DS	ACT	Spec.Func
	QSK19 - CM850 - MCRS			①OBD-6 ②OBD-9 ③OBD-6&9		✓	✓			
	QSK19 - CM850 - Power Gen			①OBD-6 ②OBD-9 ③OBD-6&9		✓	✓			
	QSK19/23 - CM500			①OBD-6 ②OBD-9 ③OBD-6&9		✓	✓			
	QSK19/23/45/60/78			①OBD-6 ②OBD-9 ③OBD-6&9		✓	✓			
	QSK19G/45G/60G, QSV81/91			①OBD-6 ②OBD-9 ③OBD-6&9		✓	✓			
	QSK38 - CM850 -MCRS			①OBD-6 ②OBD-9 ③OBD-6&9		✓	✓			
	QSK50/60 - CM850 - MCRS			①OBD-6 ②OBD-9 ③OBD-6&9		✓	✓			
	QSK50/60 - CM850 - Power Gen			①OBD-6 ②OBD-9 ③OBD-6&9		✓	✓			
	QSL9 - CM850			①OBD-6 ②OBD-9 ③OBD-6&9		✓	✓			
	QSL9 - CM850 - Power Gen			①OBD-6 ②OBD-9 ③OBD-6&9		✓	✓			
	QSM11			①OBD-6 ②OBD-9 ③OBD-6&9		✓	✓			
	QSM11 - CM876 - Power Gen			①OBD-6 ②OBD-9 ③OBD-6&9		✓	✓			
	QST30			①OBD-6 ②OBD-9 ③OBD-6&9		✓	✓			
	QSX15			①OBD-6 ②OBD-9 ③OBD-6&9		✓	✓			
	Signature/ISX			①OBD-6 ②OBD-9 ③OBD-6&9		✓	✓			
	Signature/ISX - CM870			①OBD-6 ②OBD-9 ③OBD-6&9		✓	✓			
	Signature/ISX - CM871			①OBD-6 ②OBD-9 ③OBD-6&9		✓	✓			
	ISBe4 (4 and 6 Cylinder)(J1708)			①OBD-6 ②OBD-9 ③OBD-6&9		✓	✓	✓		
		ABS		Wabco C	①SMART OBDII-16 ②DAF-16	✓	✓	✓	✓	
95 XF		SUSPENSIONS		Wabco ECAS Version 2(424.580.833.0)	①SMART OBDII-16 ②DAF-16	✓	✓	✓	✓	

VEHICLE	MODEL / SYSTEM / SUB.SYS.				CONNECTOR	INFO	RDTC	CDTC	DS	ACT	Spec.Func
CF	DIESEL INJECTION	SUSPENSIONS		Wabco ECAS Version 2(4x2)	①SMART OBDII-16 ②DAF-16	✓	✓	✓	✓		
		A/T	ZF AS-Tronic	①SMART OBDII-16 ②DAF-16	✓	✓	✓	✓			
		ABS	Wabco D	①SMART OBDII-16 ②DAF-16	✓	✓	✓	✓			
		BRAKE POWER SUPPORT	ZF Retarder EST42	①SMART OBDII-16 ②DAF-16	✓	✓	✓	✓			
		65-180	CE 136 C	Bosch UPEC Euro 3	①SMART OBDII-16 ②DAF-16	✓	✓	✓	✓		
		65-220	CE 162 C	Bosch UPEC Euro 3	①SMART OBDII-16 ②DAF-16	✓	✓	✓	✓		
		65-250	CE 184 C	Bosch UPEC Euro 3	①SMART OBDII-16 ②DAF-16	✓	✓	✓	✓		
		75-250	PE 183 C	Bosch UPEC Euro 3	①SMART OBDII-16 ②DAF-16	✓	✓	✓	✓		
		75-310	PE 228 C	Bosch UPEC Euro 3	①SMART OBDII-16 ②DAF-16	✓	✓	✓	✓		
		75-360	PE 265 C	Bosch UPEC Euro 3	①SMART OBDII-16 ②DAF-16	✓	✓	✓	✓		
	85-340	XE 250 C	Bosch UPEC Euro 3	①SMART OBDII-16 ②DAF-16	✓	✓	✓	✓			
	85-380	XE 280 C	Bosch UPEC Euro 3	①SMART OBDII-16 ②DAF-16	✓	✓	✓	✓			
	85-430	XE 315 C	Bosch UPEC Euro 3	①SMART OBDII-16 ②DAF-16	✓	✓	✓	✓			
	85-480	XE 355 C	Bosch UPEC Euro 3	①SMART OBDII-16 ②DAF-16	✓	✓	✓	✓			
	INSTRUMENTS		DIP 4	①SMART OBDII-16 ②DAF-16	✓					✓	
	EBS		Wabco EBS	①SMART OBDII-16 ②DAF-16	✓	✓	✓	✓			
			Wabco EBS 2	①SMART OBDII-16 ②DAF-16	✓	✓	✓	✓			
	SUSPENSIONS		Wabco ECAS Version 2(424.580.833.0)	①SMART OBDII-16 ②DAF-16	✓	✓	✓	✓			
			Wabco ECAS Version 2(4x2)	①SMART OBDII-16 ②DAF-16	✓	✓	✓	✓			
	LF	ABS		Wabco D	①SMART OBDII-16 ②DAF-16	✓	✓	✓	✓		
		SUSPENSIONS		Wabco ECAS Version 2(4x2)	①SMART OBDII-16 ②DAF-16	✓	✓	✓	✓		
INSTRUMENTS			DIP 4	①SMART OBDII-16 ②DAF-16	✓					✓	
		65-220	Bosch EAS	①OBD-6&9 II	✓	✓	✓	✓			
			Bosch EAS 2	①OBD-6&9 II		✓	✓	✓			
			Delphi DMCI	①OBD-6&9 II	✓	✓	✓	✓			
		65-250	Bosch EAS	①OBD-6&9 II	✓	✓	✓	✓			
			Bosch EAS 2	①OBD-6&9 II		✓	✓	✓			
			Delphi DMCI	①OBD-6&9 II	✓	✓	✓	✓			
		65-280	Bosch EAS	①OBD-6&9 II	✓	✓	✓	✓			
			Bosch EAS 2	①OBD-6&9 II		✓	✓	✓			
			Delphi DMCI	①OBD-6&9 II	✓	✓	✓	✓			
		75-250	Bosch EAS	①OBD-6&9 II	✓	✓	✓	✓			
			Bosch EAS 2	①OBD-6&9 II		✓	✓	✓			
			Delphi DMCI	①OBD-6&9 II	✓	✓	✓	✓			
		75-310	Bosch EAS	①OBD-6&9 II	✓	✓	✓	✓			
			Bosch EAS 2	①OBD-6&9 II		✓	✓	✓			

VEHICLE	MODEL / SYSTEM / SUB.SYS.			CONNECTOR	INFO	RDTc	CDTC	DS	ACT	Spec.Func
HD_DAF 	New CF	DIESEL INJECTION	75-360	Delphi DMCI	①OBD-6&9 II	✓	✓	✓	✓	
				Bosch EAS	①OBD-6&9 II	✓	✓	✓	✓	
				Bosch EAS 2	①OBD-6&9 II		✓	✓	✓	
			Delphi DMCI	①OBD-6&9 II	✓	✓	✓	✓		
			85-360	Bosch EAS	①OBD-6&9 II	✓	✓	✓	✓	
				Bosch EAS 2	①OBD-6&9 II		✓	✓	✓	
				Delphi DMCI	①OBD-6&9 II	✓	✓	✓	✓	
			85-410	Bosch EAS	①OBD-6&9 II	✓	✓	✓	✓	
				Bosch EAS 2	①OBD-6&9 II		✓	✓	✓	
				Delphi DMCI	①OBD-6&9 II	✓	✓	✓	✓	
			85-460	Bosch EAS	①OBD-6&9 II	✓	✓	✓	✓	
				Bosch EAS 2	①OBD-6&9 II		✓	✓	✓	
		Delphi DMCI		①OBD-6&9 II	✓	✓	✓	✓		
		85-510	Bosch EAS	①OBD-6&9 II	✓	✓	✓	✓		
			Bosch EAS 2	①OBD-6&9 II		✓	✓	✓		
			Delphi DMCI	①OBD-6&9 II	✓	✓	✓	✓		
	INSTRUMENTS			DIP 4	①SMART OBDII-16 ②DAF-16	✓				✓
	ABS			Wabco D	①SMART OBDII-16 ②DAF-16	✓	✓	✓	✓	
	BRAKE POWER SUPPORT			ZF Retarder EST42	①SMART OBDII-16 ②DAF-16	✓	✓	✓	✓	
	EBS			Wabco EBS	①SMART OBDII-16 ②DAF-16	✓	✓	✓	✓	
				Wabco EBS 2	①SMART OBDII-16 ②DAF-16	✓	✓	✓	✓	
	SUSPENSIONS			Wabco ECAS 4	①OBD-6&9 II	✓	✓	✓	✓	
	XF 105	DIESEL INJECTION	105-410	Bosch EAS	①OBD-6&9 II	✓	✓	✓	✓	
				Bosch EAS 2	①OBD-6&9 II		✓	✓	✓	
				Delphi DMCI	①OBD-6&9 II	✓	✓	✓	✓	
			105-460	Bosch EAS	①OBD-6&9 II	✓	✓	✓	✓	
				Bosch EAS 2	①OBD-6&9 II		✓	✓	✓	
				Delphi DMCI	①OBD-6&9 II	✓	✓	✓	✓	
			105-510	Bosch EAS	①OBD-6&9 II	✓	✓	✓	✓	
				Bosch EAS 2	①OBD-6&9 II		✓	✓	✓	
				Delphi DMCI	①OBD-6&9 II	✓	✓	✓	✓	
			105-560	Bosch EAS	①OBD-6&9 II	✓	✓	✓	✓	
Bosch EAS 2				①OBD-6&9 II		✓	✓	✓		
Delphi DMCI				①OBD-6&9 II	✓	✓	✓	✓		
INSTRUMENTS				DIP 4	①SMART OBDII-16 ②DAF-16	✓				✓
ABS				Wabco D	①SMART OBDII-16 ②DAF-16	✓	✓	✓	✓	
BRAKE POWER SUPPORT				ZF Retarder EST42	①SMART OBDII-16 ②DAF-16	✓	✓	✓	✓	
EBS				Wabco EBS	①SMART OBDII-16 ②DAF-16	✓	✓	✓	✓	
			Wabco EBS 2	①SMART OBDII-16 ②DAF-16	✓	✓	✓	✓		
SUSPENSIONS			Wabco ECAS 4	①OBD-6&9 II	✓	✓	✓			
	A/T			ZF AS-Tronic	①SMART OBDII-16 ②DAF-16	✓	✓	✓	✓	
	ABS			Wabco D	①SMART OBDII-16 ②DAF-16	✓	✓	✓	✓	
	BRAKE POWER SUPPORT			ZF Retarder EST42	①SMART OBDII-16 ②DAF-16	✓	✓	✓	✓	
		95-380	XE 280 C	Bosch UPEC Euro 3	①SMART OBDII-16 ②DAF-16	✓	✓	✓	✓	

VEHICLE	MODEL / SYSTEM / SUB.SYS.				CONNECTOR	INFO	RDTc	CDTC	DS	ACT	Spec.Func	
XF 95	DIESEL INJECTION	95-430	XE 315 C	Bosch UPEC Euro 3	①SMART OBDII-16 ②DAF-16	✓	✓	✓	✓			
		95-480	XE 355 C	Bosch UPEC Euro 3	①SMART OBDII-16 ②DAF-16	✓	✓	✓	✓			
		95-530	XE 390 C	Bosch UPEC Euro 3	①SMART OBDII-16 ②DAF-16	✓	✓	✓	✓			
	EBS	INSTRUMENTS			DIP 4	①SMART OBDII-16 ②DAF-16	✓				✓	
					Wabco EBS	①SMART OBDII-16 ②DAF-16	✓	✓	✓	✓		
	SUSPENSIONS	INSTRUMENTS			Wabco EBS 2	①SMART OBDII-16 ②DAF-16	✓	✓	✓	✓		
					Wabco ECAS Version 2(424.580.833.0)	①SMART OBDII-16 ②DAF-16	✓	✓	✓	✓		
					Wabco ECAS Version 2(4x2)	①SMART OBDII-16 ②DAF-16	✓	✓	✓	✓		
	NEW LF	INSTRUMENTS			DIP 4	①SMART OBDII-16 ②DAF-16	✓				✓	
	HD_ERF 	ECT	Engine	360	EDC 7 BOSCH	①SMART OBDII-16H	✓	✓	✓	✓		FREEZE FRAME
EDC 7C32,BOSCH					①SMART OBDII-16H	✓	✓	✓			FREEZE FRAME	
440				EDC 7 BOSCH	①SMART OBDII-16H	✓	✓	✓	✓		FREEZE FRAME	
				EDC 7C32,BOSCH	①SMART OBDII-16H	✓	✓	✓			FREEZE FRAME	
480				EDC 7 BOSCH	①SMART OBDII-16H	✓	✓	✓	✓		FREEZE FRAME	
				EDC 7C32,BOSCH	①SMART OBDII-16H	✓	✓	✓			FREEZE FRAME	
ENGINE-VEHICLE ADJUSTMENT			VDO FFR Vehicle-Engine(Navigator)		①SMART OBDII-16H	✓	✓	✓	✓		FREEZE FRAME	
Instrumentation			Kienzle-Stoneridge		①SMART OBDII-16H	✓	✓	✓	✓		FREEZE FRAME	
Heating/air-condition			Behr/GKR air-conditioning control		①SMART OBDII-16H	✓	✓	✓	✓		FREEZE FRAME	
			Hydronic D5W,Eberspaecher		①SMART OBDII-16H	✓	✓	✓	✓		FREEZE FRAME	
		Air Top 2000 OEM,Webasto		①SMART OBDII-16H	✓	✓	✓	✓		FREEZE FRAME		
		Air Top 3500 ST,Webasto		①SMART OBDII-16H	✓	✓	✓	✓		FREEZE FRAME		
		Thermo 50,Webasto		①SMART OBDII-16H	✓	✓	✓	✓		FREEZE FRAME		
EBS		Knorr EBS 4x2		①SMART OBDII-16H	✓	✓	✓	✓		FREEZE FRAME		
		Knorr EBS 6x2 (3rd central axle)		①SMART OBDII-16H	✓	✓	✓	✓		FREEZE FRAME		
		Knorr EBS 6x2 (3rd towed axle)		①SMART OBDII-16H	✓	✓	✓	✓		FREEZE FRAME		
		Knorr EBS 6x4		①SMART OBDII-16H	✓	✓	✓	✓		FREEZE FRAME		
		Knorr EBS 8x4		①SMART OBDII-16H	✓	✓	✓	✓		FREEZE FRAME		
		Knorr EBS Vehicle H88		①SMART OBDII-16H	✓	✓	✓	✓		FREEZE FRAME		
		Knorr EBS Vehicle H95		①SMART OBDII-16H	✓	✓	✓	✓		FREEZE FRAME		
PowerTrain	Engine	ENG_1		①SMART OBDII-16H	✓	✓	✓	✓				
		ENG_2		①SMART OBDII-16H	✓	✓	✓	✓				
		ENG_3		①SMART OBDII-16H	✓	✓	✓	✓				
		ENG_4		①SMART OBDII-16H	✓	✓	✓	✓				
		ENG_5		①SMART OBDII-16H	✓	✓	✓	✓				
		ENG_6		①SMART OBDII-16H	✓	✓	✓	✓				
		ENG_7		①SMART OBDII-16H	✓	✓	✓	✓				
		ENG_8		①SMART OBDII-16H	✓	✓	✓	✓				
		ENG_9		①SMART OBDII-16H	✓	✓	✓	✓				
		ENG_10		①SMART OBDII-16H	✓	✓	✓	✓				
		ENG_11		①SMART OBDII-16H	✓	✓	✓	✓				
		ENG_12		①SMART OBDII-16H	✓	✓	✓	✓				
		ENG_13		①SMART OBDII-16H	✓	✓	✓	✓				
		ENG_14		①SMART OBDII-16H	✓	✓	✓	✓				
		ENG_15		①SMART OBDII-16H	✓	✓	✓	✓				
		ENG_16		①SMART OBDII-16H	✓	✓	✓	✓				
		ENG_17		①SMART OBDII-16H	✓	✓	✓	✓				
		ENG_18		①SMART OBDII-16H	✓	✓	✓	✓				
ENG_19		①SMART OBDII-16H	✓	✓	✓	✓						
ENG_20		①MITSUBISHI-12+16	✓	✓	✓	✓						

VEHICLE	MODEL / SYSTEM / SUB.SYS.		CONNECTOR	INFO	RDBC	CDTC	DS	ACT	Spec.Func		
HD_FUSO 	Powertrain	Integration Control	ENG_21	①MITSUBISHI-12+16	✓	✓	✓	✓			
			ENG_22	①MITSUBISHI-12+16	✓	✓	✓	✓			
			ENG_23	①MITSUBISHI-12+16	✓	✓	✓	✓			
		Transmission	ITC_1	①SMART OBDII-16H	✓	✓	✓	✓			
			AT_1	①SMART OBDII-16H	✓	✓	✓	✓			
			AT_2	①SMART OBDII-16H	✓	✓	✓	✓			
			AT_3	①SMART OBDII-16H	✓	✓	✓	✓			
			AT_4	①SMART OBDII-16H	✓	✓	✓	✓			
			AT_5	①SMART OBDII-16H	✓	✓	✓	✓			
			AT_6	①SMART OBDII-16H	✓	✓	✓	✓			
			AT_7	①SMART OBDII-16H	✓	✓	✓	✓			
			AT_8	①SMART OBDII-16H	✓	✓	✓	✓			
			AT_9	①SMART OBDII-16H	✓	✓	✓	✓			
			AT_10	①SMART OBDII-16H	✓	✓	✓	✓			
			AT_11	①SMART OBDII-16H	✓	✓	✓	✓			
	AT_12	①SMART OBDII-16H	✓	✓	✓	✓					
	AT_13	①SMART OBDII-16H	✓	✓	✓	✓					
	AT_14	①SMART OBDII-16H	✓	✓	✓	✓					
	AT_15	①SMART OBDII-16H	✓	✓	✓	✓					
	Chassis	ISS	ABS	ISS_1	①SMART OBDII-16H	✓	✓	✓	✓		
				ABS_1	①SMART OBDII-16H	✓	✓	✓	✓		
				ABS_2	①SMART OBDII-16H	✓	✓	✓	✓		
				ABS_3	①SMART OBDII-16H	✓	✓	✓	✓		
				ABS_4	①SMART OBDII-16H	✓	✓	✓	✓		
				ABS_5	①SMART OBDII-16H	✓	✓	✓	✓		
				ABS_6	①SMART OBDII-16H	✓	✓	✓	✓		
				ABS_7	①SMART OBDII-16H	✓	✓	✓	✓		
				ABS_8	①SMART OBDII-16H	✓	✓	✓	✓		
				ABS_9	①SMART OBDII-16H	✓	✓	✓	✓		
				ABS_10	①SMART OBDII-16H	✓	✓	✓	✓		
				ABS_11	①SMART OBDII-16H	✓	✓	✓	✓		
				ABS_12	①SMART OBDII-16H	✓	✓	✓	✓		
				ABS_13	①SMART OBDII-16H	✓	✓	✓	✓		
				ABS_14	①SMART OBDII-16H	✓	✓	✓	✓		
				ABS_15	①SMART OBDII-16H	✓	✓	✓	✓		
				ABS_16	①SMART OBDII-16H	✓	✓	✓	✓		
				ABS_17	①SMART OBDII-16H	✓	✓	✓	✓		
				ABS_18	①SMART OBDII-16H	✓	✓	✓	✓		
	ABS_19	①SMART OBDII-16H	✓	✓	✓	✓					
	Chassis	Retarder	HILL START	RET_1	①SMART OBDII-16H		✓	✓	✓		
				HILL_1	①SMART OBDII-16H	✓	✓	✓	✓		
				HILL_2	①SMART OBDII-16H	✓	✓	✓	✓		
				HILL_3	①SMART OBDII-16H	✓	✓	✓	✓		
				HILL_4	①SMART OBDII-16H	✓	✓	✓	✓		
	Body	Automatic A/C	Immobilizer	HILL_5	①SMART OBDII-16H	✓	✓	✓	✓		
IMM_1				①SMART OBDII-16H	✓	✓	✓	✓			
Air Bag				AB_1	①SMART OBDII-16H	✓	✓	✓	✓		
				AB_2	①SMART OBDII-16H	✓	✓	✓	✓		
		C-WT5500	[6] 5.2L L4 Diesel	Engine Control Module	①OBD-6&9		✓	✓	✓		
				Transmission Control Module	①OBD-6&9		✓	✓	✓		
				Engine Control Module	①OBD-6&9		✓	✓	✓		
				Engine Control Module	①OBD-6&9		✓	✓	✓		
				Transmission Control Module	①OBD-6&9		✓	✓	✓		
				Transmission Control Module	①OBD-6&9		✓	✓	✓		
			[B] 7.8L L6 LF8	Engine Control Module	①SMART OBDII-16		✓	✓	✓	✓	Oil Life Reset
				Engine Control Module	①SMART OBDII-16		✓	✓	✓	✓	Oil Life Reset
				Powertrain Control Module	①SMART OBDII-16		✓	✓	✓	✓	Oil Life Reset
			[G] 8.1L V8 L18	Transmission Control Module	AC_1	①SMART OBDII-16H	✓	✓	✓	✓	
					①OBD-6&9		✓	✓	✓		
					①OBD-6&9		✓	✓	✓		

VEHICLE	MODEL / SYSTEM / SUB.SYS.				CONNECTOR	INFO	RDBC	CDTC	DS	ACT	Spec.Func		
2008	Chevrolet Truck	T-B7 Chassis	[6] 5.2L L4 Diesel	Powertrain Control Module	①SMART OBDII-16		√	√	√	√	Oil Life Reset		
				Engine Control Module	①OBD-6&9		√	√	√				
			[6] 5.2L L4 Diesel	Transmission Control Module	①OBD-6&9		√	√	√				
				Engine Control Module	①OBD-6&9		√	√	√				
			[9] 6.6L V8 LMM Diesel	Engine Control Module	①OBD-6&9		√	√	√				
				Transmission Control Module	①OBD-6&9		√	√	√				
			[B] 7.8L L6 LF8	Engine Control Module	①SMART OBDII-16		√	√	√	√	Oil Life Reset		
				Engine Control Module	①SMART OBDII-16		√	√	√	√	Oil Life Reset		
			[G] 8.1L V8 L18	Powertrain Control Module	①SMART OBDII-16		√	√	√	√	Oil Life Reset		
				Transmission Control Module	①OBD-6&9		√	√	√				
				Powertrain Control Module	①SMART OBDII-16		√	√	√	√	Oil Life Reset		
			Electronic Brake Control Module				①SMART OBDII-16		√	√	√	√	
			D-C Series	[6] 5.2L L4 Diesel	Engine Control Module	①OBD-6&9		√	√	√			
					Transmission Control Module	①OBD-6&9		√	√	√			
				[6] 5.2L L4 Diesel	Engine Control Module	①OBD-6&9		√	√	√			
					Engine Control Module	①OBD-6&9		√	√	√			
				[9] 6.6L V8 LMM Diesel	Engine Control Module	①OBD-6&9		√	√	√			
					Transmission Control Module	①OBD-6&9		√	√	√			
		[B] 7.8L L6 LF8		Engine Control Module	①SMART OBDII-16		√	√	√	√	Oil Life Reset		
				Engine Control Module	①SMART OBDII-16		√	√	√	√	Oil Life Reset		
		[G] 8.1L V8 L18		Powertrain Control Module	①SMART OBDII-16		√	√	√	√	Oil Life Reset		
				Transmission Control Module	①OBD-6&9		√	√	√				
				Powertrain Control Module	①SMART OBDII-16		√	√	√	√	Oil Life Reset		
		Instrument Panel Cluster				①SMART OBDII-16		√	√	√	√	Setup SDM Part Number in IPC	
		Supplemental Inflatable Restraint				①SMART OBDII-16		√	√	√	√	Setup New SDM Setup SDM Part Number in IPC	
		Electronic Brake Control Module				①SMART OBDII-16		√	√	√	√		
		C-T Series		[6] 5.2L L4 Diesel	Engine Control Module	①OBD-6&9		√	√	√			
					Transmission Control Module	①OBD-6&9		√	√	√			
				[6] 5.2L L4 Diesel	Engine Control Module	①OBD-6&9		√	√	√			
					Engine Control Module	①OBD-6&9		√	√	√			
			[9] 6.6L V8 LMM Diesel	Engine Control Module	①OBD-6&9		√	√	√				
				Transmission Control Module	①OBD-6&9		√	√	√				
			[B] 7.8L L6 LF8	Engine Control Module	①SMART OBDII-16		√	√	√	√	Oil Life Reset		
				Engine Control Module	①SMART OBDII-16		√	√	√	√	Oil Life Reset		
			[G] 8.1L V8 L18	Powertrain Control Module	①SMART OBDII-16		√	√	√	√	Oil Life Reset		
				Transmission Control Module	①OBD-6&9		√	√	√				
				Powertrain Control Module	①SMART OBDII-16		√	√	√	√	Oil Life Reset		
			Instrument Panel Cluster				①SMART OBDII-16		√	√	√	√	Setup SDM Part Number in IPC
			Electronic Brake Control Module				①SMART OBDII-16		√	√	√	√	
			B-W4 Series	[6] 5.2L L4 Diesel	Engine Control Module	①OBD-6&9		√	√	√			
					Transmission Control Module	①OBD-6&9		√	√	√			
				[6] 5.2L L4 Diesel	Engine Control Module	①OBD-6&9		√	√	√			
					Engine Control Module	①OBD-6&9		√	√	√			
				[9] 6.6L V8 LMM Diesel	Engine Control Module	①OBD-6&9		√	√	√			
		Transmission Control Module			①OBD-6&9		√	√	√				
		[B] 7.8L L6 LF8		Engine Control Module	①SMART OBDII-16		√	√	√	√	Oil Life Reset		
				Engine Control Module	①SMART OBDII-16		√	√	√	√	Oil Life Reset		
		[G] 8.1L V8 L18		Powertrain Control Module	①SMART OBDII-16		√	√	√	√	Oil Life Reset		
				Transmission Control Module	①OBD-6&9		√	√	√				
				Powertrain Control Module	①SMART OBDII-16		√	√	√	√	Oil Life Reset		
		Electronic Brake Control Module				①SMART OBDII-16		√	√	√	√		
		C-WT5500	[6] 5.2L L4 Diesel	Engine Control Module	①OBD-6&9		√	√	√				
				Transmission Control Module	①OBD-6&9		√	√	√				
			[6] 5.2L L4 Diesel	Engine Control Module	①OBD-6&9		√	√	√				
				Engine Control Module	①OBD-6&9		√	√	√				
			[9] 6.6L V8 LMM Diesel	Engine Control Module	①OBD-6&9		√	√	√				
				Transmission Control Module	①OBD-6&9		√	√	√				
			[B] 7.8L L6 LF8	Engine Control Module	①SMART OBDII-16		√	√	√	√	Oil Life Reset		
				Engine Control Module	①SMART OBDII-16		√	√	√	√	Oil Life Reset		
			Electronic Brake Control Module				①SMART OBDII-16		√	√	√	√	

VEHICLE	MODEL / SYSTEM / SUB.SYS.		CONNECTOR	INFO	RDTG	CDTC	DS	ACT	Spec.Func			
GMC Truck		T-B7 Chassis	[G] 7.0L LQ4	Engine Control Module	①SMART OBDII-16		√	√	√	√	Oil Life Reset	
			[G] 8.1L V8 L18	Powertrain Control Module	①SMART OBDII-16		√	√	√	√	Oil Life Reset	
				Transmission Control Module	①OBD-6&9		√	√	√			
				Powertrain Control Module	①SMART OBDII-16		√	√	√	√	Oil Life Reset	
			[6] 5.2L L4 Diesel	Engine Control Module	①OBD-6&9		√	√	√			
				Transmission Control Module	①OBD-6&9		√	√	√			
				Engine Control Module	①OBD-6&9		√	√	√			
			[9] 6.6L V8 LMM Diesel	Engine Control Module	①OBD-6&9		√	√	√			
				Transmission Control Module	①OBD-6&9		√	√	√			
			[B] 7.8L L6 LF8	Engine Control Module	①SMART OBDII-16		√	√	√	√	Oil Life Reset	
				Engine Control Module	①SMART OBDII-16		√	√	√	√	Oil Life Reset	
			[G] 8.1L V8 L18	Powertrain Control Module	①SMART OBDII-16		√	√	√	√	Oil Life Reset	
				Transmission Control Module	①OBD-6&9		√	√	√			
				Powertrain Control Module	①SMART OBDII-16		√	√	√	√	Oil Life Reset	
			Electronic Brake Control Module		①SMART OBDII-16		√	√	√			
			D-C Series	[6] 5.2L L4 Diesel	Engine Control Module	①OBD-6&9		√	√	√		
					Transmission Control Module	①OBD-6&9		√	√	√		
					Engine Control Module	①OBD-6&9		√	√	√		
				[9] 6.6L V8 LMM Diesel	Engine Control Module	①OBD-6&9		√	√	√		
					Transmission Control Module	①OBD-6&9		√	√	√		
				[B] 7.8L L6 LF8	Engine Control Module	①SMART OBDII-16		√	√	√	√	Oil Life Reset
					Engine Control Module	①SMART OBDII-16		√	√	√	√	Oil Life Reset
				[G] 8.1L V8 L18	Powertrain Control Module	①SMART OBDII-16		√	√	√	√	Oil Life Reset
					Transmission Control Module	①OBD-6&9		√	√	√		
					Powertrain Control Module	①SMART OBDII-16		√	√	√	√	Oil Life Reset
			Instrument Panel Cluster		①SMART OBDII-16		√	√	√	√	Setup SDM Part Number in IPC	
			Supplemental Inflatable Restraint		①SMART OBDII-16		√	√	√	√	Setup New SDM Setup SDM Part Number in IPC	
			Electronic Brake Control Module				√	√	√	√		
			C-T Series	[6] 5.2L L4 Diesel	Engine Control Module	①OBD-6&9		√	√	√		
					Transmission Control Module	①OBD-6&9		√	√	√		
					Engine Control Module	①OBD-6&9		√	√	√		
				[9] 6.6L V8 LMM Diesel	Engine Control Module	①OBD-6&9		√	√	√		
					Transmission Control Module	①OBD-6&9		√	√	√		
				[B] 7.8L L6 LF8	Engine Control Module	①SMART OBDII-16		√	√	√	√	Oil Life Reset
					Engine Control Module	①SMART OBDII-16		√	√	√	√	Oil Life Reset
				[G] 8.1L V8 L18	Powertrain Control Module	①SMART OBDII-16		√	√	√	√	Oil Life Reset
					Transmission Control Module	①OBD-6&9		√	√	√		
					Powertrain Control Module	①SMART OBDII-16		√	√	√	√	Oil Life Reset
			Instrument Panel Cluster		①SMART OBDII-16		√	√	√	√	Setup SDM Part Number in IPC	
			Electronic Brake Control Module		①SMART OBDII-16		√	√	√	√		
			B-W4 Series	[6] 5.2L L4 Diesel	Engine Control Module	①OBD-6&9		√	√	√		
					Transmission Control Module	①OBD-6&9		√	√	√		
					Engine Control Module	①OBD-6&9		√	√	√		
				[9] 6.6L V8 LMM Diesel	Engine Control Module	①OBD-6&9		√	√	√		
					Transmission Control Module	①OBD-6&9		√	√	√		
				[B] 7.8L L6 LF8	Engine Control Module	①SMART OBDII-16		√	√	√	√	Oil Life Reset
					Engine Control Module	①SMART OBDII-16		√	√	√	√	Oil Life Reset
				[G] 8.1L V8 L18	Powertrain Control Module	①SMART OBDII-16		√	√	√	√	Oil Life Reset
					Transmission Control Module	①OBD-6&9		√	√	√		
					Powertrain Control Module	①SMART OBDII-16		√	√	√	√	Oil Life Reset
			[6] 5.2L L4 Diesel	Engine Control Module	①OBD-6&9		√	√	√	√		
				Transmission Control Module	①OBD-6&9		√	√	√			
				Engine Control Module	①OBD-6&9		√	√	√	√		
			[U] 6.0L V8 LQ4	Powertrain Control Module	①OBD-6&9		√	√	√			

VEHICLE	MODEL / SYSTEM / SUB.SYS.		CONNECTOR	INFO	RDBC	CDTC	DS	ACT	Spec.Func	
[C] Chevrolet Truck	C-WT5500	[2] 6.6L V8 LLY Diesel	Engine Control Module	①OBD-6&9	√	√	√	√		
			Transmission Control Module	①OBD-6&9	√	√	√	√		
		[9] 6.6L V8 LMM Diesel	Engine Control Module	①OBD-6&9	√	√	√	√	Oil Life Reset	
			Transmission Control Module	①OBD-6&9	√	√	√	√		
		[3] 7.8L L6 LG4	Engine Control Module	①SMART OBDII-16	√	√	√	√	Oil Life Reset	
			Transmission Control Module	①OBD-6&9	√	√	√	√		
		Engine Control Module	①SMART OBDII-16	√	√	√	√	Oil Life Reset		
			①SMART OBDII-16	√	√	√	√	Oil Life Reset		
		[B] 7.8L L6 LF8	Engine Control Module	①SMART OBDII-16	√	√	√	√	Oil Life Reset	
			Engine Control Module	①SMART OBDII-16	√	√	√	√	Oil Life Reset	
		[G] 8.1L V8 L18	Engine Control Module	①SMART OBDII-16	√	√	√	√	Oil Life Reset	
			Transmission Control Module	①OBD-6&9	√	√	√	√		
		T-B7 Chassis	[6] 5.2L L4 Diesel	Engine Control Module	①OBD-6&9	√	√	√	√	
				Transmission Control Module	①OBD-6&9	√	√	√	√	
				Engine Control Module	①OBD-6&9	√	√	√	√	
			[U] 6.0L V8 LQ4	Powertrain Control Module	①OBD-6&9	√	√	√		
			[2] 6.6L V8 LLY Diesel	Engine Control Module	①OBD-6&9	√	√	√	√	
				Transmission Control Module	①OBD-6&9	√	√	√	√	
	[9] 6.6L V8 LMM Diesel		Engine Control Module	①OBD-6&9	√	√	√	√	Oil Life Reset	
			Transmission Control Module	①OBD-6&9	√	√	√	√		
	Engine Control Module		①SMART OBDII-16	√	√	√	√	Oil Life Reset		
			①SMART OBDII-16	√	√	√	√	Oil Life Reset		
	[3] 7.8L L6 LG4		Engine Control Module	①SMART OBDII-16	√	√	√	√	Oil Life Reset	
			Transmission Control Module	①OBD-6&9	√	√	√	√		
	Engine Control Module		①SMART OBDII-16	√	√	√	√	Oil Life Reset		
			①SMART OBDII-16	√	√	√	√	Oil Life Reset		
	[B] 7.8L L6 LF8		Engine Control Module	①SMART OBDII-16	√	√	√	√	Oil Life Reset	
			Engine Control Module	①SMART OBDII-16	√	√	√	√	Oil Life Reset	
	[G] 8.1L V8 L18		Engine Control Module	①SMART OBDII-16	√	√	√	√	Oil Life Reset	
			Transmission Control Module	①OBD-6&9	√	√	√	√		
	Engine Control Module	①SMART OBDII-16	√	√	√	√	Oil Life Reset			
	Electronic Brake Control Module	①SMART OBDII-16	√	√	√	√				
	D-C Series	[6] 5.2L L4 Diesel	Engine Control Module	①OBD-6&9	√	√	√	√		
			Transmission Control Module	①OBD-6&9	√	√	√	√		
			Engine Control Module	①OBD-6&9	√	√	√	√		
		[U] 6.0L V8 LQ4	Powertrain Control Module	①OBD-6&9	√	√	√			
		[2] 6.6L V8 LLY Diesel	Engine Control Module	①OBD-6&9	√	√	√	√		
			Transmission Control Module	①OBD-6&9	√	√	√	√		
		[9] 6.6L V8 LMM Diesel	Engine Control Module	①OBD-6&9	√	√	√	√	Oil Life Reset	
			Transmission Control Module	①OBD-6&9	√	√	√	√		
		Engine Control Module	①SMART OBDII-16	√	√	√	√	Oil Life Reset		
			①SMART OBDII-16	√	√	√	√	Oil Life Reset		
		[3] 7.8L L6 LG4	Engine Control Module	①SMART OBDII-16	√	√	√	√	Oil Life Reset	
			Transmission Control Module	①OBD-6&9	√	√	√	√		
		Engine Control Module	①SMART OBDII-16	√	√	√	√	Oil Life Reset		
			①SMART OBDII-16	√	√	√	√	Oil Life Reset		
		[B] 7.8L L6 LF8	Engine Control Module	①SMART OBDII-16	√	√	√	√	Oil Life Reset	
			Engine Control Module	①SMART OBDII-16	√	√	√	√	Oil Life Reset	
		[G] 8.1L V8 L18	Engine Control Module	①SMART OBDII-16	√	√	√	√	Oil Life Reset	
			Transmission Control Module	①OBD-6&9	√	√	√	√		
	Engine Control Module	①SMART OBDII-16	√	√	√	√	Oil Life Reset			
	Instrument Panel Cluster	①SMART OBDII-16	√	√	√	√	Setup SDM Part Number in IPC			
	Supplemental Inflatable Restraint	①SMART OBDII-16	√	√	√	√	Setup New SDM Setup SDM Part Number in IPC			
	Electronic Brake Control Module	①SMART OBDII-16	√	√	√	√				
	[9] 6.6L V8 LMM Diesel	[6] 5.2L L4 Diesel	Engine Control Module	①OBD-6&9	√	√	√	√		
			Transmission Control Module	①OBD-6&9	√	√	√	√		
			Engine Control Module	①OBD-6&9	√	√	√	√		
		[U] 6.0L V8 LQ4	Powertrain Control Module	①OBD-6&9	√	√	√			
		[2] 6.6L V8 LLY Diesel	Engine Control Module	①OBD-6&9	√	√	√	√		
			Transmission Control Module	①OBD-6&9	√	√	√	√		
		Engine Control Module	①OBD-6&9	√	√	√	√			
			①OBD-6&9	√	√	√	√	Oil Life Reset		

VEHICLE	MODEL / SYSTEM / SUB.SYS.		CONNECTOR	INFO	RDTc	CDTC	DS	ACT	Spec.Func		
2007	C-T Series	[3] 6.0L V8 LMM Diesel	Transmission Control Module	①OBD-6&9		√	√	√	√		
		[3] 7.8L L6 LG4	Engine Control Module	①SMART OBDII-16		√	√	√	√	Oil Life Reset	
			Transmission Control Module	①OBD-6&9		√	√	√	√		
		[B] 7.8L L6 LF8	Engine Control Module	①SMART OBDII-16		√	√	√	√	Oil Life Reset	
			Engine Control Module	①SMART OBDII-16		√	√	√	√	Oil Life Reset	
		[G] 8.1L V8 L18	Engine Control Module	①SMART OBDII-16		√	√	√	√	Oil Life Reset	
			Transmission Control Module	①OBD-6&9		√	√	√	√		
			Engine Control Module	①SMART OBDII-16		√	√	√	√	Oil Life Reset	
		Instrument Panel Cluster		①SMART OBDII-16		√	√	√	√	Setup SDM Part Number in IPC	
		Supplemental Inflatable Restraint		①SMART OBDII-16		√	√	√	√	Clear Manufacturer Enable Counter	
		Electronic Brake Control Module		①SMART OBDII-16		√	√	√	√		
		B-W4 Series	[6] 5.2L L4 Diesel	Engine Control Module	①OBD-6&9		√	√	√	√	
				Transmission Control Module	①OBD-6&9		√	√	√	√	
			[U] 6.0L V8 LQ4	Engine Control Module	①OBD-6&9		√	√	√	√	
	Powertrain Control Module			①OBD-6&9		√	√	√	√		
	[2] 6.6L V8 LLY Diesel		Engine Control Module	①OBD-6&9		√	√	√	√		
			Transmission Control Module	①OBD-6&9		√	√	√	√		
	[9] 6.6L V8 LMM Diesel		Engine Control Module	①OBD-6&9		√	√	√	√	Oil Life Reset	
			Transmission Control Module	①OBD-6&9		√	√	√	√		
	[3] 7.8L L6 LG4		Engine Control Module	①SMART OBDII-16		√	√	√	√	Oil Life Reset	
			Transmission Control Module	①OBD-6&9		√	√	√	√		
	[B] 7.8L L6 LF8		Engine Control Module	①SMART OBDII-16		√	√	√	√	Oil Life Reset	
			Engine Control Module	①SMART OBDII-16		√	√	√	√	Oil Life Reset	
	[G] 8.1L V8 L18		Engine Control Module	①SMART OBDII-16		√	√	√	√	Oil Life Reset	
			Transmission Control Module	①OBD-6&9		√	√	√	√		
	Engine Control Module		①SMART OBDII-16		√	√	√	√	Oil Life Reset		
	Electronic Brake Control Module		①SMART OBDII-16		√	√	√	√			
	C-WT5500		[6] 5.2L L4 Diesel	Engine Control Module	①OBD-6&9		√	√	√	√	
				Transmission Control Module	①OBD-6&9		√	√	√	√	
		[U] 6.0L V8 LQ4	Engine Control Module	①OBD-6&9		√	√	√	√		
			Powertrain Control Module	①OBD-6&9		√	√	√	√		
		[2] 6.6L V8 LLY Diesel	Engine Control Module	①OBD-6&9		√	√	√	√		
			Transmission Control Module	①OBD-6&9		√	√	√	√		
		[9] 6.6L V8 LMM Diesel	Engine Control Module	①OBD-6&9		√	√	√	√	Oil Life Reset	
			Transmission Control Module	①OBD-6&9		√	√	√	√		
		[3] 7.8L L6 LG4	Engine Control Module	①SMART OBDII-16		√	√	√	√	Oil Life Reset	
			Transmission Control Module	①OBD-6&9		√	√	√	√		
		[B] 7.8L L6 LF8	Engine Control Module	①SMART OBDII-16		√	√	√	√	Oil Life Reset	
			Engine Control Module	①SMART OBDII-16		√	√	√	√	Oil Life Reset	
		[G] 8.1L V8 L18	Engine Control Module	①SMART OBDII-16		√	√	√	√	Oil Life Reset	
			Transmission Control Module	①OBD-6&9		√	√	√	√		
		Engine Control Module		①SMART OBDII-16		√	√	√	√	Oil Life Reset	
T-B7 Chassis		[6] 5.2L L4 Diesel	Engine Control Module	①OBD-6&9		√	√	√	√		
			Transmission Control Module	①OBD-6&9		√	√	√	√		
		[U] 6.0L V8 LQ4	Engine Control Module	①OBD-6&9		√	√	√	√		
			Powertrain Control Module	①OBD-6&9		√	√	√	√		
		[2] 6.6L V8 LLY Diesel	Engine Control Module	①OBD-6&9		√	√	√	√		
	Transmission Control Module		①OBD-6&9		√	√	√	√			
	[9] 6.6L V8 LMM Diesel	Engine Control Module	①OBD-6&9		√	√	√	√	Oil Life Reset		
		Transmission Control Module	①OBD-6&9		√	√	√	√			
	[3] 7.8L L6 LG4	Engine Control Module	①SMART OBDII-16		√	√	√	√	Oil Life Reset		
		Transmission Control Module	①OBD-6&9		√	√	√	√			
	Engine Control Module		①SMART OBDII-16		√	√	√	√	Oil Life Reset		

VEHICLE	MODEL / SYSTEM / SUB.SYS.		CONNECTOR	INFO	RDT	CDTC	DS	ACT	Spec.Func
[T] GMC Truck	D-C Series	[B] 7.8L L6 LF8	Engine Control Module	①SMART OBDII-16	√	√	√	√	Oil Life Reset
			Engine Control Module	①SMART OBDII-16	√	√	√	√	Oil Life Reset
		[G] 8.1L V8 L18	Engine Control Module	①SMART OBDII-16	√	√	√	√	Oil Life Reset
			Transmission Control Module	①OBD-6&9	√	√	√	√	
			Engine Control Module	①SMART OBDII-16	√	√	√	√	Oil Life Reset
			Electronic Brake Control Module	①SMART OBDII-16	√	√	√	√	
		[6] 5.2L L4 Diesel	Engine Control Module	①OBD-6&9	√	√	√	√	
			Transmission Control Module	①OBD-6&9	√	√	√	√	
			Engine Control Module	①OBD-6&9	√	√	√	√	
		[U] 6.0L V8 LQ4	Powertrain Control Module	①OBD-6&9	√	√	√	√	
		[2] 6.6L V8 LLY Diesel	Engine Control Module	①OBD-6&9	√	√	√	√	
			Transmission Control Module	①OBD-6&9	√	√	√	√	
		[9] 6.6L V8 LMM Diesel	Engine Control Module	①OBD-6&9	√	√	√	√	Oil Life Reset
			Transmission Control Module	①OBD-6&9	√	√	√	√	
		[3] 7.8L L6 LG4	Engine Control Module	①SMART OBDII-16	√	√	√	√	Oil Life Reset
		Transmission Control Module	①OBD-6&9	√	√	√	√		
		Engine Control Module	①SMART OBDII-16	√	√	√	√	Oil Life Reset	
	[B] 7.8L L6 LF8	Engine Control Module	①SMART OBDII-16	√	√	√	√	Oil Life Reset	
		Engine Control Module	①SMART OBDII-16	√	√	√	√	Oil Life Reset	
	[G] 8.1L V8 L18	Engine Control Module	①SMART OBDII-16	√	√	√	√	Oil Life Reset	
		Transmission Control Module	①OBD-6&9	√	√	√	√		
		Engine Control Module	①SMART OBDII-16	√	√	√	√	Oil Life Reset	
		Instrument Panel Cluster	①SMART OBDII-16	√	√	√	√	Setup SDM Part Number in IPC	
		Supplemental Inflatable Restraint	①SMART OBDII-16	√	√	√	√	Setup New SDM Setup SDM Part Number in IPC	
		Electronic Brake Control Module	①SMART OBDII-16	√	√	√	√		
	C-T Series	[6] 5.2L L4 Diesel	Engine Control Module	①OBD-6&9	√	√	√	√	
			Transmission Control Module	①OBD-6&9	√	√	√	√	
			Engine Control Module	①OBD-6&9	√	√	√	√	
		[U] 6.0L V8 LQ4	Powertrain Control Module	①OBD-6&9	√	√	√	√	
		[2] 6.6L V8 LLY Diesel	Engine Control Module	①OBD-6&9	√	√	√	√	
			Transmission Control Module	①OBD-6&9	√	√	√	√	
		[9] 6.6L V8 LMM Diesel	Engine Control Module	①OBD-6&9	√	√	√	√	Oil Life Reset
			Transmission Control Module	①OBD-6&9	√	√	√	√	
		[3] 7.8L L6 LG4	Engine Control Module	①SMART OBDII-16	√	√	√	√	Oil Life Reset
			Transmission Control Module	①OBD-6&9	√	√	√	√	
			Engine Control Module	①SMART OBDII-16	√	√	√	√	Oil Life Reset
		[B] 7.8L L6 LF8	Engine Control Module	①SMART OBDII-16	√	√	√	√	Oil Life Reset
			Engine Control Module	①SMART OBDII-16	√	√	√	√	Oil Life Reset
		[G] 8.1L V8 L18	Engine Control Module	①SMART OBDII-16	√	√	√	√	Oil Life Reset
			Transmission Control Module	①OBD-6&9	√	√	√	√	
		Engine Control Module	①SMART OBDII-16	√	√	√	√	Oil Life Reset	
		Instrument Panel Cluster	①SMART OBDII-16	√	√	√	√	Setup SDM Part Number in IPC	
		Supplemental Inflatable Restraint	①SMART OBDII-16	√	√	√	√	Clear Manufacturer Enable Counter	
		Electronic Brake Control Module	①SMART OBDII-16	√	√	√	√		
	B-W4 Series	[6] 5.2L L4 Diesel	Engine Control Module	①OBD-6&9	√	√	√	√	
			Transmission Control Module	①OBD-6&9	√	√	√	√	
			Engine Control Module	①OBD-6&9	√	√	√	√	
		[U] 6.0L V8 LQ4	Powertrain Control Module	①OBD-6&9	√	√	√	√	
		[2] 6.6L V8 LLY Diesel	Engine Control Module	①OBD-6&9	√	√	√	√	
			Transmission Control Module	①OBD-6&9	√	√	√	√	
[9] 6.6L V8 LMM Diesel		Engine Control Module	①OBD-6&9	√	√	√	√	Oil Life Reset	
		Transmission Control Module	①OBD-6&9	√	√	√	√		
		Engine Control Module	①SMART OBDII-16	√	√	√	√	Oil Life Reset	

VEHICLE	MODEL / SYSTEM / SUB.SYS.				CONNECTOR	INFO	RDTC	CDTC	DS	ACT	Spec.Func
[C] Chevrolet Truck	C - WT5500	[3] 7.8L L6 LG4	Transmission Control Module	①OBD-6&9		√	√	√	√		
			Engine Control Module	①SMART OBDII-16		√	√	√	√	Oil Life Reset	
		[B] 7.8L L6 LF8	Engine Control Module	①SMART OBDII-16		√	√	√	√	Oil Life Reset	
			Engine Control Module	①SMART OBDII-16		√	√	√	√	Oil Life Reset	
		[G] 8.1L V8 L18	Transmission Control Module	①OBD-6&9		√	√	√	√		
			Engine Control Module	①SMART OBDII-16		√	√	√	√	Oil Life Reset	
		T - B7 Chassis	[6] 5.2L L4 Diesel	12000 GVW	①SMART OBDII-16		√	√	√	√	
				Over 12000 GVW	①SMART OBDII-16		√	√	√	√	
			[2] 6.6L V8 LLY Diesel	Engine Control Module	①OBD-6&9		√	√	√	√	
				Transmission Control Module	①OBD-6&9		√	√	√	√	
	[3] 7.8L L6 LG4		Engine Control Module	①OBD-6&9		√	√	√	√		
			Engine Control Module	①SMART OBDII-16		√	√	√	√	Oil Life Reset	
	[G] 8.1L V8 L18		Engine Control Module	①SMART OBDII-16		√	√	√	√	Oil Life Reset	
			Engine Control Module	①OBD-6&9		√	√	√	√		
	D - C Series		[6] 5.2L L4 Diesel	12000 GVW	①SMART OBDII-16		√	√	√	√	
				Over 12000 GVW	①SMART OBDII-16		√	√	√	√	
		[2] 6.6L V8 LLY Diesel	Engine Control Module	①OBD-6&9		√	√	√	√		
			Transmission Control Module	①OBD-6&9		√	√	√	√		
		[3] 7.8L L6 LG4	Engine Control Module	①OBD-6&9		√	√	√	√		
			Engine Control Module	①SMART OBDII-16		√	√	√	√	Oil Life Reset	
		[G] 8.1L V8 L18	Engine Control Module	①SMART OBDII-16		√	√	√	√	Oil Life Reset	
			Engine Control Module	①OBD-6&9		√	√	√	√		
		Chime	Chime	①SMART OBDII-16		√	√	√	√		
			Instrument Panel Cluster	①SMART OBDII-16	√	√	√	√		Setup SDM Part Number in IPC	
	C - T Series	[6] 5.2L L4 Diesel	12000 GVW	①SMART OBDII-16		√	√	√	√		
			Over 12000 GVW	①SMART OBDII-16		√	√	√	√		
		[2] 6.6L V8 LLY Diesel	Engine Control Module	①OBD-6&9		√	√	√	√		
			Transmission Control Module	①OBD-6&9		√	√	√	√		
		[3] 7.8L L6 LG4	Engine Control Module	①OBD-6&9		√	√	√	√		
			Engine Control Module	①SMART OBDII-16		√	√	√	√	Oil Life Reset	
		[G] 8.1L V8 L18	Engine Control Module	①SMART OBDII-16		√	√	√	√	Oil Life Reset	
			Engine Control Module	①OBD-6&9		√	√	√	√		
		Chime	Chime	①SMART OBDII-16		√	√	√	√		
			Instrument Panel Cluster	①SMART OBDII-16	√	√	√	√		Setup SDM Part Number in IPC	
	B - W4 Series	[6] 5.2L L4 Diesel	12000 GVW	①SMART OBDII-16		√	√	√	√		
			Over 12000 GVW	①SMART OBDII-16		√	√	√	√		
		[2] 6.6L V8 LLY Diesel	Engine Control Module	①OBD-6&9		√	√	√	√		
			Transmission Control Module	①OBD-6&9		√	√	√	√		
		[U] 6.0L V8 LQ4	Engine Control Module	①OBD-6&9		√	√	√	√		
			Engine Control Module	①SMART OBDII-16		√	√	√	√	Oil Life Reset	

VEHICLE	MODEL / SYSTEM / SUB.SYS.				CONNECTOR	INFO	RDTc	CDTC	DS	ACT	Spec.Func	
2006	[T] GMC Truck	C - WT5500	[3] 7.8L L6 LG4		①SMART OBDII-16		√	√	√	√	Oil Life Reset	
			[G] 8.1L V8 L18		①SMART OBDII-16		√	√	√	√	Oil Life Reset	
			[6] 5.2L L4 Diesel	12000 GVW	①SMART OBDII-16		√	√	√	√		
				Over 12000 GVW	①SMART OBDII-16		√	√	√	√		
				Engine Control Module	①OBD-6&9		√	√	√	√		
			[2] 6.6L V8 LLY Diesel	Transmission Control Module	①OBD-6&9		√	√	√	√		
				Engine Control Module	①OBD-6&9		√	√	√	√		
			[3] 7.8L L6 LG4		①SMART OBDII-16		√	√	√	√	Oil Life Reset	
			[G] 8.1L V8 L18		①SMART OBDII-16		√	√	√	√	Oil Life Reset	
			T - B7 Chassis	[6] 5.2L L4 Diesel	12000 GVW	①SMART OBDII-16		√	√	√	√	
				Over 12000 GVW	①SMART OBDII-16		√	√	√	√		
				Engine Control Module	①OBD-6&9		√	√	√	√		
		[2] 6.6L V8 LLY Diesel		Transmission Control Module	①OBD-6&9		√	√	√	√		
				Engine Control Module	①OBD-6&9		√	√	√	√		
		[3] 7.8L L6 LG4			①SMART OBDII-16		√	√	√	√	Oil Life Reset	
		[G] 8.1L V8 L18			①SMART OBDII-16		√	√	√	√	Oil Life Reset	
				Hydraulic 4WAL 4 Sensor	①SMART OBDII-16	√	√	√	√			
		D - C Series		[6] 5.2L L4 Diesel	12000 GVW	①SMART OBDII-16		√	√	√	√	
					Over 12000 GVW	①SMART OBDII-16		√	√	√	√	
				Engine Control Module	①OBD-6&9		√	√	√	√		
			[2] 6.6L V8 LLY Diesel	Transmission Control Module	①OBD-6&9		√	√	√	√		
				Engine Control Module	①OBD-6&9		√	√	√	√		
			[3] 7.8L L6 LG4		①SMART OBDII-16		√	√	√	√	Oil Life Reset	
			[G] 8.1L V8 L18		①SMART OBDII-16		√	√	√	√	Oil Life Reset	
				Chime	①SMART OBDII-16		√	√				
				Instrument Panel Cluster	①SMART OBDII-16	√	√	√	√		Setup SDM Part Number in IPC	
				Radio	①SMART OBDII-16		√	√				
		C - T Series	Serial Data Gateway(if Equipped)				①SMART OBDII-16		√	√		
			Supplemental Inflatable Restraint				①SMART OBDII-16	√	√	√	√	Setup New SDM Setup SDM Part Number in IPC
				Hydraulic 4WAL 4 Sensor		①SMART OBDII-16	√	√	√	√		
			[6] 5.2L L4 Diesel	12000 GVW	①SMART OBDII-16		√	√	√	√		
				Over 12000 GVW	①SMART OBDII-16		√	√	√	√		
				Engine Control Module	①OBD-6&9		√	√	√	√		
			[2] 6.6L V8 LLY Diesel	Transmission Control Module	①OBD-6&9		√	√	√	√		
				Engine Control Module	①OBD-6&9		√	√	√	√		
			[3] 7.8L L6 LG4		①SMART OBDII-16		√	√	√	√	Oil Life Reset	
			[G] 8.1L V8 L18		①SMART OBDII-16		√	√	√	√	Oil Life Reset	
		B - W4 Series		Chime	①SMART OBDII-16		√	√				
				Instrument Panel Cluster	①SMART OBDII-16	√	√	√	√		Setup SDM Part Number in IPC	
				Radio	①SMART OBDII-16		√	√				
			Serial Data Gateway(if Equipped)				①SMART OBDII-16		√	√		
			Supplemental Inflatable Restraint				①SMART OBDII-16		√	√		
				Hydraulic 4WAL 4 Sensor		①SMART OBDII-16	√	√	√	√		
			[6] 5.2L L4 Diesel	12000 GVW	①SMART OBDII-16		√	√	√	√		
				Over 12000 GVW	①SMART OBDII-16		√	√	√	√		
				Engine Control Module	①OBD-6&9		√	√	√	√		
			[2] 6.6L V8 LLY Diesel	Transmission Control Module	①OBD-6&9		√	√	√	√		
			Engine Control Module	①OBD-6&9		√	√	√	√			
		[U] 6.0L V8 LQ4		①SMART OBDII-16		√	√	√	√	Oil Life Reset		
		[3] 7.8L L6 LG4		①SMART OBDII-16		√	√	√	√	Oil Life Reset		
[G] 8.1L V8 L18		①SMART OBDII-16		√	√	√	√	Oil Life Reset				
Hummer H-1	[F] 6.5L V8 L65	Engine Control Module	①OBD-6&9		√	√	√	√				
		Transmission Control Module	①OBD-6&9		√	√	√	√				
	[P] 6.6L V8 LLY Diesel		①OBD-6&9		√	√	√	√				

HD_GM



Heavy Duty

VEHICLE	MODEL / SYSTEM / SUB.SYS.				CONNECTOR	INFO	RDTc	CDTC	DS	ACT	Spec.Func	
[C] Chevrolet Truck	Uplevel Radio	Radio	①SMART OBDII-16		√	√						
			①SMART OBDII-16		√	√						
	Base Radio	Radio	①SMART OBDII-16		√	√						
			①SMART OBDII-16		√	√	√	√				
	C - WT5500	[6] 5.2L L4 Diesel	Automatic	①SMART OBDII-16		√	√	√	√			
			Manual	①SMART OBDII-16		√	√	√	√			
		[2] 6.6L V8 LLY Diesel	5 Speed Automatic	①SMART OBDII-16		√	√	√	√	√	Oil Life Reset	
			Manual	①SMART OBDII-16		√	√	√	√	√	Oil Life Reset	
		[3] 7.8L L6 LG4	5 Speed Automatic	①SMART OBDII-16		√	√	√	√	√	Oil Life Reset	
			Manual	①SMART OBDII-16		√	√	√	√	√	Oil Life Reset	
		[E] 8.1L V8 L18	5 Speed Automatic	①SMART OBDII-16		√	√	√	√	√	Oil Life Reset	
			Manual	①SMART OBDII-16		√	√	√	√	√	Oil Life Reset	
		T - B7 Chassis	[6] 5.2L L4 Diesel	Automatic	①SMART OBDII-16		√	√	√	√		
				Manual	①SMART OBDII-16		√	√	√	√		
	[2] 6.6L V8 LLY Diesel		5 Speed Automatic	①SMART OBDII-16		√	√	√	√	√	Oil Life Reset	
			Manual	①SMART OBDII-16		√	√	√	√	√	Oil Life Reset	
	[3] 7.8L L6 LG4		5 Speed Automatic	①SMART OBDII-16		√	√	√	√	√	Oil Life Reset	
			Manual	①SMART OBDII-16		√	√	√	√	√	Oil Life Reset	
	[E] 8.1L V8 L18		5 Speed Automatic	①SMART OBDII-16		√	√	√	√	√	Oil Life Reset	
			Manual	①SMART OBDII-16		√	√	√	√	√	Oil Life Reset	
	Hydraulic 4WAL 4 Sensor			①SMART OBDII-16	√	√	√	√				
	D - C Series		[6] 5.2L L4 Diesel	Automatic	①SMART OBDII-16		√	√	√	√		
		Manual		①SMART OBDII-16		√	√	√	√			
		[2] 6.6L V8 LLY Diesel	5 Speed Automatic	①SMART OBDII-16		√	√	√	√	√	Oil Life Reset	
			Manual	①SMART OBDII-16		√	√	√	√	√	Oil Life Reset	
		[3] 7.8L L6 LG4	5 Speed Automatic	①SMART OBDII-16		√	√	√	√	√	Oil Life Reset	
			Manual	①SMART OBDII-16		√	√	√	√	√	Oil Life Reset	
		[E] 8.1L V8 L18	5 Speed Automatic	①SMART OBDII-16		√	√	√	√	√	Oil Life Reset	
			Manual	①SMART OBDII-16		√	√	√	√	√	Oil Life Reset	
		Chime		①SMART OBDII-16		√	√					
		Instrument Panel Cluster		①SMART OBDII-16	√	√	√	√			Setup SDM Part Number in IPC	
		Radio		①SMART OBDII-16		√	√					
		Serial Data Gateway(If Equipped)		①SMART OBDII-16		√	√					
		Supplemental Inflatable Restraint		①SMART OBDII-16		√	√	√			Setup New SDM Setup SDM Part Number in IPC	
		Hydraulic 4WAL 4 Sensor		①SMART OBDII-16	√	√	√	√				
	C - T Series	[6] 5.2L L4 Diesel	Automatic	①SMART OBDII-16		√	√	√	√			
			Manual	①SMART OBDII-16		√	√	√	√			
		[2] 6.6L V8 LLY Diesel	5 Speed Automatic	①SMART OBDII-16		√	√	√	√	√	Oil Life Reset	
			Manual	①SMART OBDII-16		√	√	√	√	√	Oil Life Reset	
		[3] 7.8L L6 LG4	5 Speed Automatic	①SMART OBDII-16		√	√	√	√	√	Oil Life Reset	
			Manual	①SMART OBDII-16		√	√	√	√	√	Oil Life Reset	
		[E] 8.1L V8 L18	5 Speed Automatic	①SMART OBDII-16		√	√	√	√	√	Oil Life Reset	
			Manual	①SMART OBDII-16		√	√	√	√	√	Oil Life Reset	
		Chime		①SMART OBDII-16		√	√					
		Instrument Panel Cluster		①SMART OBDII-16	√	√	√	√			Setup SDM Part Number in IPC	
		Radio		①SMART OBDII-16		√	√					
		Serial Data Gateway(If Equipped)		①SMART OBDII-16		√	√					
		Supplemental Inflatable Restraint		①SMART OBDII-16		√	√	√			Setup New SDM Setup SDM Part Number in IPC	
		Hydraulic 4WAL 4 Sensor		①SMART OBDII-16	√	√	√	√				
	[U] 6.0L V8 LQ4	Automatic	①SMART OBDII-16		√	√	√	√				
		Manual	①SMART OBDII-16		√	√	√	√				
		5 Speed Automatic	①SMART OBDII-16		√	√	√	√	√	Oil Life Reset		
	[7] 6.6L V8 LLY Diesel	5 Speed Automatic	①SMART OBDII-16		√	√	√	√	√	Oil Life Reset		

VEHICLE	MODEL / SYSTEM / SUB.SYS.			CONNECTOR	INFO	RDTC	CDTC	DS	ACT	Spec.Func		
2005	[T] GMC Truck	B - W4 Series	[2] 6.0L V8 LLY Diesel	Manual	①SMART OBDII-16		√	√	√	√	Oil Life Reset	
			[3] 7.8L L6 LG4	5 Speed Automatic	①SMART OBDII-16		√	√	√	√	Oil Life Reset	
				Manual	①SMART OBDII-16		√	√	√	√	Oil Life Reset	
			[E] 8.1L V8 L18	5 Speed Automatic	①SMART OBDII-16		√	√	√	√	Oil Life Reset	
				Manual	①SMART OBDII-16		√	√	√	√	Oil Life Reset	
			C - WT5500	[6] 5.2L L4 Diesel	Automatic	①SMART OBDII-16		√	√	√	√	
					Manual	①SMART OBDII-16		√	√	√	√	
				[2] 6.6L V8 LLY Diesel	5 Speed Automatic	①SMART OBDII-16		√	√	√	√	Oil Life Reset
					Manual	①SMART OBDII-16		√	√	√	√	Oil Life Reset
				[3] 7.8L L6 LG4	5 Speed Automatic	①SMART OBDII-16		√	√	√	√	Oil Life Reset
		Manual			①SMART OBDII-16		√	√	√	√	Oil Life Reset	
		[E] 8.1L V8 L18		5 Speed Automatic	①SMART OBDII-16		√	√	√	√	Oil Life Reset	
				Manual	①SMART OBDII-16		√	√	√	√	Oil Life Reset	
		T - B7 Chassis		[6] 5.2L L4 Diesel	Automatic	①SMART OBDII-16		√	√	√	√	
					Manual	①SMART OBDII-16		√	√	√	√	
			[2] 6.6L V8 LLY Diesel	5 Speed Automatic	①SMART OBDII-16		√	√	√	√	Oil Life Reset	
				Manual	①SMART OBDII-16		√	√	√	√	Oil Life Reset	
			[3] 7.8L L6 LG4	5 Speed Automatic	①SMART OBDII-16		√	√	√	√	Oil Life Reset	
				Manual	①SMART OBDII-16		√	√	√	√	Oil Life Reset	
			[E] 8.1L V8 L18	5 Speed Automatic	①SMART OBDII-16		√	√	√	√	Oil Life Reset	
				Manual	①SMART OBDII-16		√	√	√	√	Oil Life Reset	
			Hydraulic 4WAL 4 Sensor		①SMART OBDII-16	√	√	√	√			
			D - C Series	[6] 5.2L L4 Diesel	Automatic	①SMART OBDII-16		√	√	√	√	
		Manual			①SMART OBDII-16		√	√	√	√		
		[2] 6.6L V8 LLY Diesel		5 Speed Automatic	①SMART OBDII-16		√	√	√	√	Oil Life Reset	
				Manual	①SMART OBDII-16		√	√	√	√	Oil Life Reset	
		[3] 7.8L L6 LG4		5 Speed Automatic	①SMART OBDII-16		√	√	√	√	Oil Life Reset	
				Manual	①SMART OBDII-16		√	√	√	√	Oil Life Reset	
		[E] 8.1L V8 L18		5 Speed Automatic	①SMART OBDII-16		√	√	√	√	Oil Life Reset	
				Manual	①SMART OBDII-16		√	√	√	√	Oil Life Reset	
		Chime			①SMART OBDII-16	√	√	√	√			
		Instrument Panel Cluster			①SMART OBDII-16	√	√	√	√		Setup SDM Part Number in IPC	
		Radio		①SMART OBDII-16	√	√	√	√				
		Serial Data Gateway(If Equipped)		①SMART OBDII-16	√	√	√					
		Supplemental Inflatable Restraint		①SMART OBDII-16		√	√	√		Setup New SDM Setup SDM Part Number in IPC		
		Hydraulic 4WAL 4 Sensor		①SMART OBDII-16	√	√	√	√				
		C - T Series	[6] 5.2L L4 Diesel	Automatic	①SMART OBDII-16		√	√	√	√		
				Manual	①SMART OBDII-16		√	√	√	√		
			[2] 6.6L V8 LLY Diesel	5 Speed Automatic	①SMART OBDII-16		√	√	√	√	Oil Life Reset	
				Manual	①SMART OBDII-16		√	√	√	√	Oil Life Reset	
			[3] 7.8L L6 LG4	5 Speed Automatic	①SMART OBDII-16		√	√	√	√	Oil Life Reset	
				Manual	①SMART OBDII-16		√	√	√	√	Oil Life Reset	
			[E] 8.1L V8 L18	5 Speed Automatic	①SMART OBDII-16		√	√	√	√	Oil Life Reset	
				Manual	①SMART OBDII-16		√	√	√	√	Oil Life Reset	
			Chime		①SMART OBDII-16	√	√	√	√			
			Instrument Panel Cluster		①SMART OBDII-16	√	√	√	√		Setup SDM Part Number in IPC	
		Radio		①SMART OBDII-16	√	√	√	√				
		Serial Data Gateway(If Equipped)		①SMART OBDII-16	√	√	√					
		Supplemental Inflatable Restraint		①SMART OBDII-16		√	√	√		Setup New SDM Setup SDM Part Number in IPC		
		Hydraulic 4WAL 4 Sensor		①SMART OBDII-16	√	√	√	√				

VEHICLE	MODEL / SYSTEM / SUB.SYS.					CONNECTOR	INFO	RDTC	CDTC	DS	ACT	Spec.Func	
[C] Chevrolet Truck	B - W4 Series	[6] 5.2L L4 Diesel	Automatic	①SMART OBDII-16		√	√	√	√	√			
			Manual	①SMART OBDII-16		√	√	√	√	√			
		[U] 6.0L V8 LQ4		①SMART OBDII-16		√	√	√	√	√		Oil Life Reset	
		[2] 6.6L V8 LLY Diesel	5 Speed Automatic	①SMART OBDII-16		√	√	√	√	√	√		Oil Life Reset
			Manual	①SMART OBDII-16		√	√	√	√	√	√		Oil Life Reset
		[3] 7.8L L6 LG4	5 Speed Automatic	①SMART OBDII-16		√	√	√	√	√	√		Oil Life Reset
			Manual	①SMART OBDII-16		√	√	√	√	√	√		Oil Life Reset
		[E] 8.1L V8 L18	5 Speed Automatic	①SMART OBDII-16		√	√	√	√	√	√		Oil Life Reset
			Manual	①SMART OBDII-16		√	√	√	√	√	√		Oil Life Reset
		C - WT5500	[4] 4.8L L4 Diesel		①SMART OBDII-16		√	√	√				
	5 Speed Automatic			①SMART OBDII-16		√	√	√	√	√		Oil Life Reset	
	[1] 6.6L V8 LB7 Diesel		Manual	①SMART OBDII-16		√	√	√	√	√	√		Oil Life Reset
			5 Speed Automatic	①SMART OBDII-16		√	√	√	√	√	√		Oil Life Reset
	[2] 6.6L V8 LLY Diesel		Manual	①SMART OBDII-16		√	√	√	√	√	√		Oil Life Reset
			5 Speed Automatic	①SMART OBDII-16		√	√	√	√	√	√		Oil Life Reset
	[3] 7.8L L6 LG4		Manual	①SMART OBDII-16		√	√	√					
			5 Speed Automatic	①SMART OBDII-16		√	√	√	√	√	√		Oil Life Reset
	[E] 8.1L V8 L18		Manual	①SMART OBDII-16		√	√	√	√	√	√		Oil Life Reset
			5 Speed Automatic	①SMART OBDII-16		√	√	√	√	√	√		Oil Life Reset
	T - B7 Chassis	[4] 4.8L L4 Diesel		①SMART OBDII-16		√	√	√					
			5 Speed Automatic	①SMART OBDII-16		√	√	√	√	√		Oil Life Reset	
		[1] 6.6L V8 LB7 Diesel	Manual	①SMART OBDII-16		√	√	√	√	√	√		Oil Life Reset
			5 Speed Automatic	①SMART OBDII-16		√	√	√	√	√	√		Oil Life Reset
		[2] 6.6L V8 LLY Diesel	Manual	①SMART OBDII-16		√	√	√	√	√	√		Oil Life Reset
			5 Speed Automatic	①SMART OBDII-16		√	√	√	√	√	√		Oil Life Reset
		[3] 7.8L L6 LG4	Manual	①SMART OBDII-16		√	√	√	√	√	√		Oil Life Reset
			5 Speed Automatic	①SMART OBDII-16		√	√	√	√	√	√		Oil Life Reset
		[E] 8.1L V8 L18	Manual	①SMART OBDII-16		√	√	√	√	√	√		Oil Life Reset
			5 Speed Automatic	①SMART OBDII-16		√	√	√	√	√	√		Oil Life Reset
	Hydraulic 4WAL 4 Sensor		①SMART OBDII-16	√	√	√	√						
	D - C Series	[4] 4.8L L4 Diesel		①SMART OBDII-16		√	√	√					
			5 Speed Automatic	①SMART OBDII-16		√	√	√	√	√		Oil Life Reset	
		[1] 6.6L V8 LB7 Diesel	Manual	①SMART OBDII-16		√	√	√	√	√	√		Oil Life Reset
			5 Speed Automatic	①SMART OBDII-16		√	√	√	√	√	√		Oil Life Reset
		[2] 6.6L V8 LLY Diesel	Manual	①SMART OBDII-16		√	√	√	√	√	√		Oil Life Reset
			5 Speed Automatic	①SMART OBDII-16		√	√	√	√	√	√		Oil Life Reset
		[3] 7.8L L6 LG4	Manual	①SMART OBDII-16		√	√	√	√	√	√		Oil Life Reset
			5 Speed Automatic	①SMART OBDII-16		√	√	√	√	√	√		Oil Life Reset
		[E] 8.1L V8 L18	Manual	①SMART OBDII-16		√	√	√	√	√	√		Oil Life Reset
			5 Speed Automatic	①SMART OBDII-16		√	√	√	√	√	√		Oil Life Reset
	Chime		①SMART OBDII-16		√	√							
	Instrument Panel Cluster		①SMART OBDII-16	√	√	√	√				Setup SDM Part Number in IPC		
	Radio		①SMART OBDII-16		√	√							
	Serial Data Gateway(if Equipped)		①SMART OBDII-16		√	√							
	Supplemental Inflatable Restraint		①SMART OBDII-16		√	√	√				Setup New SDM Setup SDM Part Number in IPC		
	Hydraulic 4WAL 4 Sensor		①SMART OBDII-16	√	√	√	√						
	C - T Series	[4] 4.8L L4 Diesel		①SMART OBDII-16		√	√	√					
			5 Speed Automatic	①SMART OBDII-16		√	√	√	√	√		Oil Life Reset	
		[1] 6.6L V8 LB7 Diesel	Manual	①SMART OBDII-16		√	√	√	√	√	√		Oil Life Reset
			5 Speed Automatic	①SMART OBDII-16		√	√	√	√	√	√		Oil Life Reset
		[2] 6.6L V8 LLY Diesel	Manual	①SMART OBDII-16		√	√	√	√	√	√		Oil Life Reset
			5 Speed Automatic	①SMART OBDII-16		√	√	√	√	√	√		Oil Life Reset
		[3] 7.8L L6 LG4	Manual	①SMART OBDII-16		√	√	√	√	√	√		Oil Life Reset
			5 Speed Automatic	①SMART OBDII-16		√	√	√	√	√	√		Oil Life Reset
		[E] 8.1L V8 L18	Manual	①SMART OBDII-16		√	√	√	√	√	√		Oil Life Reset
			5 Speed Automatic	①SMART OBDII-16		√	√	√	√	√	√		Oil Life Reset
	Chime		①SMART OBDII-16		√	√							
	Instrument Panel Cluster		①SMART OBDII-16	√	√	√	√				Setup SDM Part Number in IPC		

VEHICLE	MODEL / SYSTEM / SUB.SYS.				CONNECTOR	INFO	RDTC	CDTC	DS	ACT	Spec.Func		
2004	[T] GMC Truck			Radio	①SMART OBDII-16		√	√					
				Serial Data Gateway(If Equipped)	①SMART OBDII-16		√	√					
				Supplemental Inflatable Restraint	①SMART OBDII-16		√	√	√		Setup New SDM Setup SDM Part Number in IPC		
				Hydraulic 4WAL 4 Sensor	①SMART OBDII-16	√	√	√	√				
				B - W4 Series	[4] 4.8L L4 Diesel	①SMART OBDII-16		√	√	√			
					[U] 6.0L V8 LQ4	①SMART OBDII-16		√	√	√	√	Oil Life Reset	
					[1] 6.6L V8 LB7 Diesel	5 Speed Automatic	①SMART OBDII-16		√	√	√	√	Oil Life Reset
						Manual	①SMART OBDII-16		√	√	√	√	Oil Life Reset
					[2] 6.6L V8 LLY Diesel	5 Speed Automatic	①SMART OBDII-16		√	√	√	√	Oil Life Reset
						Manual	①SMART OBDII-16		√	√	√	√	Oil Life Reset
					[3] 7.8L L6 LG4	5 Speed Automatic	①SMART OBDII-16		√	√	√	√	Oil Life Reset
						Manual	①SMART OBDII-16		√	√	√	√	Oil Life Reset
					[E] 8.1L V8 L18	5 Speed Automatic	①SMART OBDII-16		√	√	√	√	Oil Life Reset
						Manual	①SMART OBDII-16		√	√	√	√	Oil Life Reset
				C - WT5500	[4] 4.8L L4 Diesel	①SMART OBDII-16		√	√	√			
					[1] 6.6L V8 LB7 Diesel	5 Speed Automatic	①SMART OBDII-16		√	√	√	√	Oil Life Reset
						Manual	①SMART OBDII-16		√	√	√	√	Oil Life Reset
					[2] 6.6L V8 LLY Diesel	5 Speed Automatic	①SMART OBDII-16		√	√	√	√	Oil Life Reset
						Manual	①SMART OBDII-16		√	√	√	√	Oil Life Reset
					[3] 7.8L L6 LG4	5 Speed Automatic	①SMART OBDII-16		√	√	√		
						Manual	①SMART OBDII-16		√	√	√		
					[E] 8.1L V8 L18	5 Speed Automatic	①SMART OBDII-16		√	√	√	√	Oil Life Reset
						Manual	①SMART OBDII-16		√	√	√	√	Oil Life Reset
					T - B7 Chassis	[4] 4.8L L4 Diesel	①SMART OBDII-16		√	√	√		
				[1] 6.6L V8 LB7 Diesel		5 Speed Automatic	①SMART OBDII-16		√	√	√	√	Oil Life Reset
						Manual	①SMART OBDII-16		√	√	√	√	Oil Life Reset
				[2] 6.6L V8 LLY Diesel		5 Speed Automatic	①SMART OBDII-16		√	√	√	√	Oil Life Reset
						Manual	①SMART OBDII-16		√	√	√	√	Oil Life Reset
				[3] 7.8L L6 LG4		5 Speed Automatic	①SMART OBDII-16		√	√	√	√	Oil Life Reset
						Manual	①SMART OBDII-16		√	√	√	√	Oil Life Reset
				[E] 8.1L V8 L18		5 Speed Automatic	①SMART OBDII-16		√	√	√	√	Oil Life Reset
						Manual	①SMART OBDII-16		√	√	√	√	Oil Life Reset
				Hydraulic 4WAL 4 Sensor		①SMART OBDII-16	√	√	√	√			
				D - C Series	[4] 4.8L L4 Diesel	①SMART OBDII-16		√	√	√			
					[1] 6.6L V8 LB7 Diesel	5 Speed Automatic	①SMART OBDII-16		√	√	√	√	Oil Life Reset
						Manual	①SMART OBDII-16		√	√	√	√	Oil Life Reset
					[2] 6.6L V8 LLY Diesel	5 Speed Automatic	①SMART OBDII-16		√	√	√	√	Oil Life Reset
						Manual	①SMART OBDII-16		√	√	√	√	Oil Life Reset
					[3] 7.8L L6 LG4	5 Speed Automatic	①SMART OBDII-16		√	√	√	√	Oil Life Reset
						Manual	①SMART OBDII-16		√	√	√	√	Oil Life Reset
					[E] 8.1L V8 L18	5 Speed Automatic	①SMART OBDII-16		√	√	√	√	Oil Life Reset
						Manual	①SMART OBDII-16		√	√	√	√	Oil Life Reset
					Chime	①SMART OBDII-16	√	√	√	√			
				Instrument Panel Cluster	①SMART OBDII-16	√	√	√	√		Setup SDM Part Number in IPC		
				Radio	①SMART OBDII-16	√	√	√	√				
				Serial Data Gateway(If Equipped)	①SMART OBDII-16	√	√	√					
				Supplemental Inflatable Restraint	①SMART OBDII-16		√	√	√		Setup New SDM Setup SDM Part Number in IPC		
				Hydraulic 4WAL 4 Sensor	①SMART OBDII-16	√	√	√	√				
					[4] 4.8L L4 Diesel	①SMART OBDII-16		√	√	√			
					[1] 6.6L V8 LB7 Diesel	5 Speed Automatic	①SMART OBDII-16		√	√	√	√	Oil Life Reset
						Manual	①SMART OBDII-16		√	√	√	√	Oil Life Reset
					[2] 6.6L V8 LLY Diesel	5 Speed Automatic	①SMART OBDII-16		√	√	√	√	Oil Life Reset
				Manual		①SMART OBDII-16		√	√	√	√	Oil Life Reset	

VEHICLE	MODEL / SYSTEM / SUB.SYS.				CONNECTOR	INFO	RDTG	CDTC	DS	ACT	Spec.Func	
2003	C - T Series	[3] 7.8L L6 LG4	5 Speed Automatic	①SMART OBDII-16		√	√	√	√	Oil Life Reset		
			Manual	①SMART OBDII-16		√	√	√	√	Oil Life Reset		
		[E] 8.1L V8 L18	5 Speed Automatic	①SMART OBDII-16		√	√	√	√	Oil Life Reset		
			Manual	①SMART OBDII-16		√	√	√	√	Oil Life Reset		
		Chime		①SMART OBDII-16	√	√	√	√				
		Instrument Panel Cluster		①SMART OBDII-16	√	√	√	√		Setup SDM Part Number in IPC		
		Radio		①SMART OBDII-16	√	√	√	√				
		Serial Data Gateway(If Equipped)		①SMART OBDII-16	√	√	√					
		Supplemental Inflatable Restraint		①SMART OBDII-16		√	√	√		Setup New SDM Setup SDM Part Number in IPC		
		Hydraulic 4WAL 4 Sensor		①SMART OBDII-16	√	√	√	√				
		B - W4 Series	[4] 4.8L L4 Diesel		①SMART OBDII-16		√	√	√			
			[U] 6.0L V8 LQ4		①SMART OBDII-16		√	√	√	√	Oil Life Reset	
			[1] 6.6L V8 LB7 Diesel	5 Speed Automatic	①SMART OBDII-16		√	√	√	√	Oil Life Reset	
				Manual	①SMART OBDII-16		√	√	√	√	Oil Life Reset	
	[2] 6.6L V8 LLY Diesel		5 Speed Automatic	①SMART OBDII-16		√	√	√	√	Oil Life Reset		
			Manual	①SMART OBDII-16		√	√	√	√	Oil Life Reset		
	[3] 7.8L L6 LG4		5 Speed Automatic	①SMART OBDII-16		√	√	√	√	Oil Life Reset		
			Manual	①SMART OBDII-16		√	√	√	√	Oil Life Reset		
	[E] 8.1L V8 L18	5 Speed Automatic	①SMART OBDII-16		√	√	√	√	Oil Life Reset			
		Manual	①SMART OBDII-16		√	√	√	√	Oil Life Reset			
	Hummer H-1	Powertrain	Engine Control Module		①SMART OBDII-16		√	√	√	√		
			Transmission Control Module		①SMART OBDII-16		√	√	√	√		
			Transmission Control Module		①SMART OBDII-16		√	√				
	Powertrain	[4] 4.8L L4 Diesel		①SMART OBDII-16		√	√	√				
		[U] 6.0L V8 LQ4	Over 8600 GVW	BorgWarner -With Throttle-actuated Control	①SMART OBDII-16		√	√	√	√	Oil Life Reset	
		[F] 6.5L V8 L65			①SMART OBDII-16		√	√	√	√		
		[1] 6.6L V8 LB7 Diesel	5 Speed Automatic		①SMART OBDII-16		√	√	√	√	Oil Life Reset	
			Manual		①SMART OBDII-16		√	√	√	√	Oil Life Reset	
		[3] 7.8L L6 LG4	C6/C7/C8	5 Speed Automatic	①SMART OBDII-16		√	√	√	√	Oil Life Reset	
				Manual	①SMART OBDII-16		√	√	√	√	Oil Life Reset	
		[E] 8.1L V8 L18	4 Speed Automatic		①SMART OBDII-16		√	√	√	√		
			5 Speed Automatic		①SMART OBDII-16		√	√	√	√		
			Manual		①SMART OBDII-16		√	√	√	√		
		Body	D - C Series	Chime		①SMART OBDII-16		√	√	√		
				Instrument Panel Cluster		①SMART OBDII-16	√	√	√	√		Setup SDM Part Number in IPC
				Radio		①SMART OBDII-16	√	√	√	√		
				Serial Data Gateway(If Equipped)		①SMART OBDII-16	√	√	√			
	Supplemental Inflatable Restraint				①SMART OBDII-16		√	√	√		Setup New SDM Setup SDM Part Number in IPC	
	Hummer H-1		Uplevel Radio	CD Changer	①SMART OBDII-16		√	√				
				Radio	①SMART OBDII-16		√	√				
	Base Radio	Radio	①SMART OBDII-16		√	√						
Chassis	T - B7 Chassis	Hydraulic 4WAL 4 Sensor		①SMART OBDII-16	√	√	√	√				
	D - C Series	Hydraulic 4WAL 4 Sensor		①SMART OBDII-16	√	√	√	√				
	C - T Series	Hydraulic 4WAL 4 Sensor		①SMART OBDII-16	√	√	√	√				
	B - W4 Series			①SMART OBDII-16		√	√	√				
	6 - W22 Series	Hydraulic 4WAL 4 Sensor		①SMART OBDII-16		√	√	√				
		Automatic		①SMART OBDII-16		√	√	√				
		Manual		①SMART OBDII-16		√	√	√				
	[R] 5.7L V8 L31	4 Speed Automatic		①SMART OBDII-16		√	√	√	√	Oil Life Reset		

VEHICLE	MODEL / SYSTEM / SUB.SYS.					CONNECTOR	INFO	RDTC	CDTC	DS	ACT	Spec.Func	
2002	Powertrain	[F] 6.5L V8 L65				①SMART OBDII-16		√	√	√	√		
		[Z] 6.5L V8 L65				①SMART OBDII-16		√	√	√	√		
		[C] 7.2L L6 LG5				①SMART OBDII-16		√	√		√		
		[E] 8.1L V8 L18	4 Speed Automatic				①SMART OBDII-16		√	√	√	√	
			5 Speed Automatic				①SMART OBDII-16		√	√	√	√	
			Manual				①SMART OBDII-16		√	√	√	√	
		[E] 8.1L V8 L18 Dedicated LPG	4 Speed Automatic	PCM			①SMART OBDII-16		√	√	√	√	Oil Life Reset
				AFECM			①SMART OBDII-16		√	√			
	Manual		PCM			①SMART OBDII-16		√	√	√	√	Oil Life Reset	
			AFECM			①SMART OBDII-16		√	√				
	Chassis	B - W4 Series				①SMART OBDII-16		√	√	√			
		6 - W22 Series	Hydraulic 4WAL 4 Sensor			①SMART OBDII-16		√	√	√			
		7 - W52 Series	Hydraulic 4WAL 4 Sensor			①SMART OBDII-16		√	√	√			
		T - B7 Chassis	Hydraulic 4WAL 4 Sensor			①SMART OBDII-16		√	√	√			
		D - C Series	Hydraulic 4WAL 4 Sensor			①SMART OBDII-16		√	√	√			
	2001	Powertrain	[4] 4.8L L4 Diesel	Automatic			①SMART OBDII-16		√	√	√		
				Manual			①SMART OBDII-16		√	√	√		
			[R] 5.7L V8 L31	4 Speed Automatic			①SMART OBDII-16		√	√	√	√	Oil Life Reset
			[Z] 6.5L V8 L65				①SMART OBDII-16		√	√	√	√	
			[C] 7.2L L6 LG5				①SMART OBDII-16		√	√	√	√	
[D] 7.4L V8 LP4						①SMART OBDII-16		√	√	√			
[E] 8.1L V8 L18			4 Speed Automatic				①SMART OBDII-16		√	√	√	√	
			5 Speed Automatic				①SMART OBDII-16		√	√	√	√	
		Manual				①SMART OBDII-16		√	√	√	√		
		[E] 8.1L V8 L18 Dedicated LPG	4 Speed Automatic	PCM			①SMART OBDII-16		√	√	√	√	Oil Life Reset
AFECM						①SMART OBDII-16		√	√		√		
Manual			PCM			①SMART OBDII-16		√	√	√	√	Oil Life Reset	
	AFECM				①SMART OBDII-16		√	√		√			
Chassis	B - W4 Series				①SMART OBDII-16		√	√	√				
	6 - W22 Series	Hydraulic 4WAL 4 Sensor			①SMART OBDII-16		√	√	√				
	T - B7 Chassis	Hydraulic 4WAL 4 Sensor			①SMART OBDII-16		√	√	√				
	D - C Series	Hydraulic 4WAL 4 Sensor			①SMART OBDII-16		√	√	√				
2000	Powertrain	[4] 4.8L L4 Diesel	Automatic			①SMART OBDII-16		√	√	√			
			Manual			①SMART OBDII-16		√	√	√			
		[R] 5.7L V8 L31	4 Speed Automatic			①SMART OBDII-16		√	√	√	√		
			Manual			①SMART OBDII-16		√	√	√	√		
		[Z] 6.5L V8 L65				①SMART OBDII-16		√	√	√	√		
		[C] 7.2L V6 LG5				①SMART OBDII-16		√	√		√		
	[B] 7.4L V8 L21				①SMART OBDII-16		√	√	√	√			
	[D] 7.4L V8 LP4				①SMART OBDII-16		√	√	√	√			
	Chassis	B - W4 Series				①SMART OBDII-16		√	√	√			
		T - B7 Chassis	Hydraulic 4WAL 4 Sensor			①SMART OBDII-16		√	√	√			
D - C Series		Hydraulic 4WAL 4 Sensor			①SMART OBDII-16		√	√	√				
1999	Powertrain	[4] 4.8L L4 Diesel	Automatic			①SMART OBDII-16		√	√	√			
			Manual			①SMART OBDII-16		√	√	√			
		[R] 5.7L V8 L31	4 Speed Automatic	California Emissions			①SMART OBDII-16		√	√	√	√	
				Federal Emissions			①SMART OBDII-16		√	√	√	√	
			Manual	California Emissions			①SMART OBDII-16		√	√	√	√	
				Federal Emissions			①SMART OBDII-16		√	√	√	√	
		[F] 6.5L V8 L65	Automatic			①SMART OBDII-16		√	√	√	√		
			Manual			①SMART OBDII-16		√	√	√	√		
		[Z] 6.5L V8 L65				①SMART OBDII-16		√	√	√	√		
		[B] 7.4L V8 L21	Automatic			①SMART OBDII-16		√	√	√	√		
Manual				①SMART OBDII-16		√	√	√	√				
[D] 7.4L V8 LP4	Automatic			①SMART OBDII-16		√	√	√	√				

VEHICLE	MODEL / SYSTEM / SUB.SYS.				CONNECTOR	INFO	RDTC	CDTC	DS	ACT	Spec.Func
1998	Chassis	[D] 7.7L V8 L14	Manual		①SMART OBDII-16	√	√	√	√		
		T - B7 Chassis	Hydraulic 4WAL 4 Sensor		①SMART OBDII-16	√	√	√	√		
	Powertrain	[R] 5.7L V8 L31	4 Speed Automatic	California Emissions	①SMART OBDII-16	√	√	√	√	√	
				Federal Emissions	①SMART OBDII-16	√	√	√	√	√	
		Manual	California Emissions	①SMART OBDII-16	√	√	√	√	√		
			Federal Emissions	①SMART OBDII-16	√	√	√	√	√		
		[F] 6.5L V8 L65	Automatic		①SMART OBDII-16	√	√	√	√	√	
		Manual		①SMART OBDII-16	√	√	√	√	√		
	[Z] 6.5L V8 L65			①SMART OBDII-16	√	√	√	√	√		
	Chassis	T - B7 Chassis	Hydraulic 4WAL 4 Sensor		①SMART OBDII-16	√	√	√	√		
		D - C Series	Hydraulic 4WAL 4 Sensor		①SMART OBDII-16	√	√	√	√		
	1997	Powertrain	[A] 5.7L V8 L31	California Emissions		①SMART OBDII-16	√	√	√	√	√
				Federal Emissions		①SMART OBDII-16	√	√	√	√	√
			[F] 6.5L V8 L65	Automatic		①SMART OBDII-16	√	√	√	√	√
			Manual		①SMART OBDII-16	√	√	√	√	√	
		[Z] 6.5L V8 L65			①SMART OBDII-16	√	√	√	√	√	
		[Y] 6.5L V8 L57	Transmission		①SMART OBDII-16	√	√	√	√	√	
	Chassis	T - B7 Chassis	Hydraulic 4WAL 4 Sensor		①SMART OBDII-16	√	√	√	√		
		D - C Series	Hydraulic 4WAL 4 Sensor		①SMART OBDII-16	√	√	√	√		
	1996	Powertrain	[A] 5.7L V8 L31	California Emissions		①SMART OBDII-16	√	√	√	√	√
				Federal Emissions		①SMART OBDII-16	√	√	√	√	√
			[D] 5.7L V8 L05	Engine		①SMART OBDII-16	√	√	√	√	√
			[Z] 6.5L V8 L65			①SMART OBDII-16	√	√	√	√	√
	1995	Powertrain	[A] 5.7L V8 L05	Not Present Governor		①SMART OBDII-16 ②GM DAEWOO-12		√	√	√	
Present Governor					①SMART OBDII-16 ②GM DAEWOO-12		√	√	√		
[D] 5.7L V8 L05			Present Governor		①SMART OBDII-16 ②GM DAEWOO-12		√	√	√		
1994	Powertrain	[A] 5.7L V8 L05	Not Present Governor		①SMART OBDII-16 ②GM DAEWOO-12		√	√	√		
			Present Governor		①SMART OBDII-16 ②GM DAEWOO-12		√	√	√		
1993	Powertrain	[A] 5.7L V8 L05	Not Present Governor		①SMART OBDII-16 ②GM DAEWOO-12		√	√	√		
			E13CTJ Engine01		①SMART OBDII-16H	√	√	√	√	√	1.FREEZE FRAME 2.INJECTOR CALIBRATION
			E13CTK Engine01		①SMART OBDII-16H	√	√	√	√	√	1.FREEZE FRAME 2.INJECTOR CALIBRATION
			E13CTM Engine01		①SMART OBDII-16H	√	√	√	√	√	1.FREEZE FRAME 2.INJECTOR CALIBRATION
			E13CTM Engine02		①SMART OBDII-16H	√	√	√	√	√	1.FREEZE FRAME 2.INJECTOR CALIBRATION
			E13CTL Engine01		①SMART OBDII-16H	√	√	√	√	√	1.FREEZE FRAME 2.INJECTOR CALIBRATION
			E13CTN Engine01		①SMART OBDII-16H	√	√	√	√	√	1.FREEZE FRAME 2.INJECTOR CALIBRATION

VEHICLE	MODEL / SYSTEM / SUB.SYS.	CONNECTOR	INFO	RDTc	CDTC	DS	ACT	Spec.Func
	E13CTP Engine01	①SMART OBDII-16H	√	√	√	√	√	1.FREEZE FRAME 2.INJECTOR CALIBRATION
	E13CTR Engine01	①SMART OBDII-16H	√	√	√	√	√	1.FREEZE FRAME 2.INJECTOR CALIBRATION
	E13CTR Engine02	①SMART OBDII-16H	√	√	√	√	√	1.FREEZE FRAME 2.INJECTOR CALIBRATION
	E13CTS Engine01	①SMART OBDII-16H	√	√	√	√	√	1.FREEZE FRAME 2.INJECTOR CALIBRATION
	E13CTT Engine01	①SMART OBDII-16H	√	√	√	√	√	1.FREEZE FRAME 2.INJECTOR CALIBRATION
	J08ETB Engine01	①SMART OBDII-16H	√	√	√	√	√	1.FREEZE FRAME 2.INJECTOR CALIBRATION
	J08ETE Engine01	①SMART OBDII-16H	√	√	√	√	√	1.FREEZE FRAME 2.INJECTOR CALIBRATION
	J08ETA Engine01	①SMART OBDII-16H	√	√	√	√	√	1.FREEZE FRAME 2.INJECTOR CALIBRATION
	J05DTA Engine01	①SMART OBDII-16H	√	√	√	√	√	1.FREEZE FRAME 2.INJECTOR CALIBRATION
	J05DTA Engine trial01	①SMART OBDII-16H	√	√	√	√	√	1.FREEZE FRAME 2.INJECTOR CALIBRATION
	E13CTS Engine02	①SMART OBDII-16H	√	√	√	√	√	1.FREEZE FRAME 2.INJECTOR CALIBRATION
	P11CUH Engine01	①SMART OBDII-16H	√	√	√	√	√	1.FREEZE FRAME 2.INJECTOR CALIBRATION
	P11CUH Engine02	①SMART OBDII-16H	√	√	√	√	√	1.FREEZE FRAME 2.INJECTOR CALIBRATION
	P11CUJ Engine01	①SMART OBDII-16H	√	√	√	√	√	1.FREEZE FRAME 2.INJECTOR CALIBRATION
	P11CUJ Engine02	①SMART OBDII-16H	√	√	√	√	√	1.FREEZE FRAME 2.INJECTOR CALIBRATION
	E13CUN Engine01	①SMART OBDII-16H	√	√	√	√	√	1.FREEZE FRAME 2.INJECTOR CALIBRATION
	E13CUR Engine01	①SMART OBDII-16H	√	√	√	√	√	1.FREEZE FRAME 2.INJECTOR CALIBRATION
	E13CUK Engine01	①SMART OBDII-16H	√	√	√	√	√	1.FREEZE FRAME 2.INJECTOR CALIBRATION
	E13CUN Engine02	①SMART OBDII-16H	√	√	√	√	√	1.FREEZE FRAME 2.INJECTOR CALIBRATION

VEHICLE	MODEL / SYSTEM / SUB.SYS.	CONNECTOR	INFO	RDTc	CDTC	DS	ACT	Spec.Func
	E13CUR Engine02	①SMART OBDII-16H	√	√	√	√	√	1.FREEZE FRAME 2.INJECTOR CALIBRATION
	E13CUL Engine01	①SMART OBDII-16H	√	√	√	√	√	1.FREEZE FRAME 2.INJECTOR CALIBRATION
	E13CUP Engine01	①SMART OBDII-16H	√	√	√	√	√	1.FREEZE FRAME 2.INJECTOR CALIBRATION
	J07ETB Engine01	①SMART OBDII-16H	√	√	√	√	√	1.FREEZE FRAME 2.INJECTOR CALIBRATION
	J05DTC Engine01	①SMART OBDII-16H	√	√	√	√	√	1.FREEZE FRAME 2.INJECTOR CALIBRATION
	E13CTM Engine03	①SMART OBDII-16H	√	√	√	√	√	1.FREEZE FRAME 2.INJECTOR CALIBRATION
	E13CTR Engine03	①SMART OBDII-16H	√	√	√	√	√	1.FREEZE FRAME 2.INJECTOR CALIBRATION
	E13CTL Engine02	①SMART OBDII-16H	√	√	√	√	√	1.FREEZE FRAME 2.INJECTOR CALIBRATION
	E13CTS Engine03	①SMART OBDII-16H	√	√	√	√	√	1.FREEZE FRAME 2.INJECTOR CALIBRATION
	E13CTS Engine04	①SMART OBDII-16H	√	√	√	√	√	1.FREEZE FRAME 2.INJECTOR CALIBRATION
	E13CTR Engine04	①SMART OBDII-16H	√	√	√	√	√	1.FREEZE FRAME 2.INJECTOR CALIBRATION
	E13CTJ Engine02	①SMART OBDII-16H	√	√	√	√	√	1.FREEZE FRAME 2.INJECTOR CALIBRATION
	E13CTM Engine04	①SMART OBDII-16H	√	√	√	√	√	1.FREEZE FRAME 2.INJECTOR CALIBRATION
	E13CTN Engine02	①SMART OBDII-16H	√	√	√	√	√	1.FREEZE FRAME 2.INJECTOR CALIBRATION
	E13CTT Engine02	①SMART OBDII-16H	√	√	√	√	√	1.FREEZE FRAME 2.INJECTOR CALIBRATION
	E13CTK Engine02	①SMART OBDII-16H	√	√	√	√	√	1.FREEZE FRAME 2.INJECTOR CALIBRATION
	E13CTP Engine02	①SMART OBDII-16H	√	√	√	√	√	1.FREEZE FRAME 2.INJECTOR CALIBRATION
	E13CTL Engine03	①SMART OBDII-16H	√	√	√		√	1.FREEZE FRAME 2.INJECTOR CALIBRATION
	E13CVT Engine01	①SMART OBDII-16H	√	√	√	√	√	1.FREEZE FRAME 2.INJECTOR CALIBRATION

VEHICLE	MODEL / SYSTEM / SUB.SYS.	CONNECTOR	INFO	RDTc	CDTC	DS	ACT	Spec.Func
	E13CUT Engine01	①SMART OBDII-16H	√	√	√	√	√	1.FREEZE FRAME 2.INJECTOR CALIBRATION
	E13CTL Engine04	①SMART OBDII-16H	√	√	√	√	√	1.FREEZE FRAME 2.INJECTOR CALIBRATION
	J08ETB Engine02	①SMART OBDII-16H	√	√	√	√	√	1.FREEZE FRAME 2.INJECTOR CALIBRATION
	J08ETA Engine02	①SMART OBDII-16H	√	√	√	√	√	1.FREEZE FRAME 2.INJECTOR CALIBRATION
	J08ETN Engine01	①SMART OBDII-16H	√	√	√	√	√	1.FREEZE FRAME 2.INJECTOR CALIBRATION
	J08ETT Engine01	①SMART OBDII-16H	√	√	√	√	√	1.FREEZE FRAME 2.INJECTOR CALIBRATION
	J08ETL Engine01	①SMART OBDII-16H	√	√	√	√	√	1.FREEZE FRAME 2.INJECTOR CALIBRATION
	J08ETU Engine01	①SMART OBDII-16H	√	√	√	√	√	1.FREEZE FRAME 2.INJECTOR CALIBRATION
	J05DTA Engine02	①SMART OBDII-16H	√	√	√	√	√	1.FREEZE FRAME 2.INJECTOR CALIBRATION
	J08ETB Engine03	①SMART OBDII-16H	√	√	√	√	√	1.FREEZE FRAME 2.INJECTOR CALIBRATION
	J08ETA Engine03	①SMART OBDII-16H	√	√	√	√	√	1.FREEZE FRAME 2.INJECTOR CALIBRATION
	J05DTA Engine03	①SMART OBDII-16H	√	√	√	√	√	1.FREEZE FRAME 2.INJECTOR CALIBRATION
	J05DTA Engine04	①SMART OBDII-16H	√	√	√	√	√	1.FREEZE FRAME 2.INJECTOR CALIBRATION
	E13CUU Engine01	①SMART OBDII-16H	√	√	√	√	√	1.FREEZE FRAME 2.INJECTOR CALIBRATION
	E13CUN Engine03	①SMART OBDII-16H	√	√	√	√	√	1.FREEZE FRAME 2.INJECTOR CALIBRATION
	E13CUR Engine03	①SMART OBDII-16H	√	√	√	√	√	1.FREEZE FRAME 2.INJECTOR CALIBRATION
	E13CUK Engine02	①SMART OBDII-16H	√	√	√	√	√	1.FREEZE FRAME 2.INJECTOR CALIBRATION
	E13CUN Engine04	①SMART OBDII-16H	√	√	√	√	√	1.FREEZE FRAME 2.INJECTOR CALIBRATION
	E13CUR Engine04	①SMART OBDII-16H	√	√	√	√	√	1.FREEZE FRAME 2.INJECTOR CALIBRATION

VEHICLE	MODEL / SYSTEM / SUB.SYS.	CONNECTOR	INFO	RDTc	CDTC	DS	ACT	Spec.Func
	E13CUL Engine02	①SMART OBDII-16H	√	√	√	√	√	1.FREEZE FRAME 2.INJECTOR CALIBRATION
	E13CUP Engine02	①SMART OBDII-16H	√	√	√	√	√	1.FREEZE FRAME 2.INJECTOR CALIBRATION
	E13CUR Engine05	①SMART OBDII-16H	√	√	√	√	√	1.FREEZE FRAME 2.INJECTOR CALIBRATION
	E13CUM Engine01	①SMART OBDII-16H	√	√	√	√	√	1.FREEZE FRAME 2.INJECTOR CALIBRATION
	E13CUS Engine01	①SMART OBDII-16H	√	√	√	√	√	1.FREEZE FRAME 2.INJECTOR CALIBRATION
	E13CUM Engine02	①SMART OBDII-16H	√	√	√	√	√	1.FREEZE FRAME 2.INJECTOR CALIBRATION
	E13CUS Engine02	①SMART OBDII-16H	√	√	√	√	√	1.FREEZE FRAME 2.INJECTOR CALIBRATION
	E13CUN Engine05	①SMART OBDII-16H	√	√	√	√	√	1.FREEZE FRAME 2.INJECTOR CALIBRATION
	J08ETB Engine04	①SMART OBDII-16H	√	√	√	√	√	1.FREEZE FRAME 2.INJECTOR CALIBRATION
	J08ETB Engine05	①SMART OBDII-16H	√	√	√	√	√	1.FREEZE FRAME 2.INJECTOR CALIBRATION
	J08ETB Engine06	①SMART OBDII-16H	√	√	√	√	√	1.FREEZE FRAME 2.INJECTOR CALIBRATION
	J08ETB Engine07	①SMART OBDII-16H	√	√	√	√	√	1.FREEZE FRAME 2.INJECTOR CALIBRATION
	J08ETB Engine08	①SMART OBDII-16H	√	√	√	√	√	1.FREEZE FRAME 2.INJECTOR CALIBRATION
	J08ETE Engine02	①SMART OBDII-16H	√	√	√	√	√	1.FREEZE FRAME 2.INJECTOR CALIBRATION
	J08ETE Engine03	①SMART OBDII-16H	√	√	√	√	√	1.FREEZE FRAME 2.INJECTOR CALIBRATION
	J08EUB Engine01	①SMART OBDII-16H	√	√	√	√	√	1.FREEZE FRAME 2.INJECTOR CALIBRATION
	J08EUB Engine02	①SMART OBDII-16H	√	√	√	√	√	1.FREEZE FRAME 2.INJECTOR CALIBRATION
	J08EUB Engine03	①SMART OBDII-16H	√	√	√	√	√	1.FREEZE FRAME 2.INJECTOR CALIBRATION
	J08ETB Engine09	①SMART OBDII-16H	√	√	√	√	√	1.FREEZE FRAME 2.INJECTOR CALIBRATION

VEHICLE	MODEL / SYSTEM / SUB.SYS.	CONNECTOR	INFO	RDTG	CDTC	DS	ACT	Spec.Func
	J08ETB Engine10	①SMART OBDII-16H	√	√	√	√	√	1.FREEZE FRAME 2.INJECTOR CALIBRATION
	J08ETB Engine11	①SMART OBDII-16H	√	√	√	√	√	1.FREEZE FRAME 2.INJECTOR CALIBRATION
	J08ETE Engine04	①SMART OBDII-16H	√	√	√	√	√	1.FREEZE FRAME 2.INJECTOR CALIBRATION
	J08ETE Engine05	①SMART OBDII-16H	√	√	√	√	√	1.FREEZE FRAME 2.INJECTOR CALIBRATION
	J08EUA Engine01	①SMART OBDII-16H	√	√	√	√	√	1.FREEZE FRAME 2.INJECTOR CALIBRATION
	J08EUA Engine02	①SMART OBDII-16H	√	√	√	√	√	1.FREEZE FRAME 2.INJECTOR CALIBRATION
	J08EUA Engine03	①SMART OBDII-16H	√	√	√	√	√	1.FREEZE FRAME 2.INJECTOR CALIBRATION
	J08EUB Engine04	①SMART OBDII-16H	√	√	√	√	√	1.FREEZE FRAME 2.INJECTOR CALIBRATION
	J08EUB Engine05	①SMART OBDII-16H	√	√	√	√	√	1.FREEZE FRAME 2.INJECTOR CALIBRATION
	J08EUC Engine01	①SMART OBDII-16H	√	√	√	√	√	1.FREEZE FRAME 2.INJECTOR CALIBRATION
	J08EUD Engine01	①SMART OBDII-16H	√	√	√	√	√	1.FREEZE FRAME 2.INJECTOR CALIBRATION
	J08EUE Engine01	①SMART OBDII-16H	√	√	√	√	√	1.FREEZE FRAME 2.INJECTOR CALIBRATION
	J05DTG Engine01	①SMART OBDII-16H	√	√	√	√	√	1.FREEZE FRAME 2.INJECTOR CALIBRATION
	J05DTG Engine02	①SMART OBDII-16H	√	√	√	√	√	1.FREEZE FRAME 2.INJECTOR CALIBRATION
	J05ETC Engine01	①SMART OBDII-16H	√	√	√	√	√	1.FREEZE FRAME 2.INJECTOR CALIBRATION
	J05ETD Engine01	①SMART OBDII-16H	√	√	√	√	√	1.FREEZE FRAME 2.INJECTOR CALIBRATION
	J08EUD Engine02	①SMART OBDII-16H	√	√	√	√	√	1.FREEZE FRAME 2.INJECTOR CALIBRATION
	E13CTL Engine05	①SMART OBDII-16H	√	√	√	√	√	1.FREEZE FRAME 2.INJECTOR CALIBRATION
	J08ETL Engine02	①SMART OBDII-16H	√	√	√	√	√	1.FREEZE FRAME 2.INJECTOR CALIBRATION


VEHICLE	MODEL / SYSTEM / SUB.SYS.	CONNECTOR	INFO	RDTc	CDTC	DS	ACT	Spec.Func
	J08ETE Engine06	①SMART OBDII-16H	√	√	√	√	√	1.FREEZE FRAME 2.INJECTOR CALIBRATION
	J08EUB Engine06	①SMART OBDII-16H	√	√	√	√	√	1.FREEZE FRAME 2.INJECTOR CALIBRATION
	J08EUB Engine07	①SMART OBDII-16H	√	√	√	√	√	1.FREEZE FRAME 2.INJECTOR CALIBRATION
	J08EUC Engine02	①SMART OBDII-16H	√	√	√	√	√	1.FREEZE FRAME 2.INJECTOR CALIBRATION
	J08EUD Engine03	①SMART OBDII-16H	√	√	√	√	√	1.FREEZE FRAME 2.INJECTOR CALIBRATION
	J08ETB Engine12	①SMART OBDII-16H	√	√	√	√	√	1.FREEZE FRAME 2.INJECTOR CALIBRATION
	J08ETE Engine07	①SMART OBDII-16H	√	√	√	√	√	1.FREEZE FRAME 2.INJECTOR CALIBRATION
	J08ETA Engine04	①SMART OBDII-16H	√	√	√	√	√	1.FREEZE FRAME 2.INJECTOR CALIBRATION
	J05DTA Engine05	①SMART OBDII-16H	√	√	√	√	√	1.FREEZE FRAME 2.INJECTOR CALIBRATION
	J08ETW Engine01	①SMART OBDII-16H	√	√	√	√	√	1.FREEZE FRAME 2.INJECTOR CALIBRATION
	J08EUJ Engine01	①SMART OBDII-16H	√	√	√	√	√	1.FREEZE FRAME 2.INJECTOR CALIBRATION
	J08ETV Engine01	①SMART OBDII-16H	√	√	√	√	√	1.FREEZE FRAME 2.INJECTOR CALIBRATION
	J05DTF Engine01	①SMART OBDII-16H	√	√	√	√	√	1.FREEZE FRAME 2.INJECTOR CALIBRATION
	J05DTF Engine02	①SMART OBDII-16H	√	√	√	√	√	1.FREEZE FRAME 2.INJECTOR CALIBRATION
	J08EUJ Engine02	①SMART OBDII-16H	√	√	√	√	√	1.FREEZE FRAME 2.INJECTOR CALIBRATION
	J08ETV Engine02	①SMART OBDII-16H	√	√	√	√	√	1.FREEZE FRAME 2.INJECTOR CALIBRATION
	J05DTF Engine03	①SMART OBDII-16H	√	√	√	√	√	1.FREEZE FRAME 2.INJECTOR CALIBRATION
	J05DTF Engine04	①SMART OBDII-16H	√	√	√	√	√	1.FREEZE FRAME 2.INJECTOR CALIBRATION
	J05DTF Engine05	①SMART OBDII-16H	√	√	√	√	√	1.FREEZE FRAME 2.INJECTOR CALIBRATION

VEHICLE	MODEL / SYSTEM / SUB.SYS.	CONNECTOR	INFO	RDTG	CDTC	DS	ACT	Spec.Func
	J05DTF Engine06	①SMART OBDII-16H	√	√	√	√	√	1.FREEZE FRAME 2.INJECTOR CALIBRATION
	J08ETW Engine02	①SMART OBDII-16H	√	√	√	√	√	1.FREEZE FRAME 2.INJECTOR CALIBRATION
	E13CUY Engine01	①SMART OBDII-16H	√	√	√	√	√	1.FREEZE FRAME 2.INJECTOR CALIBRATION
	P11CUJ Engine03	①SMART OBDII-16H	√	√	√	√	√	1.FREEZE FRAME 2.INJECTOR CALIBRATION
	P11CUR Engine01	①SMART OBDII-16H	√	√	√	√	√	1.FREEZE FRAME 2.INJECTOR CALIBRATION
	J08EUR Engine01	①SMART OBDII-16H	√	√	√	√	√	1.FREEZE FRAME 2.INJECTOR CALIBRATION
	J08EUR Engine02	①SMART OBDII-16H	√	√	√	√	√	1.FREEZE FRAME 2.INJECTOR CALIBRATION
	E13CUN Engine06	①SMART OBDII-16H	√	√	√	√	√	1.FREEZE FRAME 2.INJECTOR CALIBRATION
	E13CUR Engine06	①SMART OBDII-16H	√	√	√	√	√	1.FREEZE FRAME 2.INJECTOR CALIBRATION
	E13CUK Engine03	①SMART OBDII-16H	√	√	√	√	√	1.FREEZE FRAME 2.INJECTOR CALIBRATION
	E13CUN Engine07	①SMART OBDII-16H	√	√	√	√	√	1.FREEZE FRAME 2.INJECTOR CALIBRATION
	E13CUR Engine07	①SMART OBDII-16H	√	√	√	√	√	1.FREEZE FRAME 2.INJECTOR CALIBRATION
	E13CVA Engine01	①SMART OBDII-16H	√	√	√	√	√	1.FREEZE FRAME 2.INJECTOR CALIBRATION
	E13CVA Engine02	①SMART OBDII-16H	√	√	√	√	√	1.FREEZE FRAME 2.INJECTOR CALIBRATION
	E13CVB Engine01	①SMART OBDII-16H	√	√	√	√	√	1.FREEZE FRAME 2.INJECTOR CALIBRATION
	P11CUV Engine01	①SMART OBDII-16H	√	√	√	√	√	1.FREEZE FRAME 2.INJECTOR CALIBRATION
	J08EUB Engine08	①SMART OBDII-16H	√	√	√	√	√	1.FREEZE FRAME 2.INJECTOR CALIBRATION
	J08EUB Engine09	①SMART OBDII-16H	√	√	√	√	√	1.FREEZE FRAME 2.INJECTOR CALIBRATION
	J08EUB Engine10	①SMART OBDII-16H	√	√	√	√	√	1.FREEZE FRAME 2.INJECTOR CALIBRATION

VEHICLE	MODEL / SYSTEM / SUB.SYS.	CONNECTOR	INFO	RDTc	CDTC	DS	ACT	Spec.Func
	J08EUB Engine11	①SMART OBDII-16H	√	√	√	√	√	1.FREEZE FRAME 2.INJECTOR CALIBRATION
	J08EUB Engine12	①SMART OBDII-16H	√	√	√	√	√	1.FREEZE FRAME 2.INJECTOR CALIBRATION
	J08EUC Engine03	①SMART OBDII-16H	√	√	√	√	√	1.FREEZE FRAME 2.INJECTOR CALIBRATION
	J08EUD Engine04	①SMART OBDII-16H	√	√	√	√	√	1.FREEZE FRAME 2.INJECTOR CALIBRATION
	J08EUB Engine13	①SMART OBDII-16H	√	√	√	√	√	1.FREEZE FRAME 2.INJECTOR CALIBRATION
	J08EUC Engine04	①SMART OBDII-16H	√	√	√	√	√	1.FREEZE FRAME 2.INJECTOR CALIBRATION
	E13CUN Engine08	①SMART OBDII-16H	√	√	√	√	√	1.FREEZE FRAME 2.INJECTOR CALIBRATION
	E13CUR Engine08	①SMART OBDII-16H	√	√	√	√	√	1.FREEZE FRAME 2.INJECTOR CALIBRATION
	E13CUK Engine04	①SMART OBDII-16H	√	√	√	√	√	1.FREEZE FRAME 2.INJECTOR CALIBRATION
	E13CUS Engine03	①SMART OBDII-16H	√	√	√	√	√	1.FREEZE FRAME 2.INJECTOR CALIBRATION
	J08EUR Engine03	①SMART OBDII-16H	√	√	√	√	√	1.FREEZE FRAME 2.INJECTOR CALIBRATION
	E13CVA Engine03	①SMART OBDII-16H	√	√	√	√	√	1.FREEZE FRAME 2.INJECTOR CALIBRATION
	E13CVA Engine04	①SMART OBDII-16H	√	√	√	√	√	1.FREEZE FRAME 2.INJECTOR CALIBRATION
	E13CVB Engine02	①SMART OBDII-16H	√	√	√	√	√	1.FREEZE FRAME 2.INJECTOR CALIBRATION
	J08EUD Engine08	①SMART OBDII-16H	√	√	√	√	√	1.FREEZE FRAME 2.INJECTOR CALIBRATION
	J08EUE Engine02	①SMART OBDII-16H	√	√	√	√	√	1.FREEZE FRAME 2.INJECTOR CALIBRATION
	J08EUP Engine01	①SMART OBDII-16H	√	√	√	√	√	1.FREEZE FRAME 2.INJECTOR CALIBRATION
	J08EUS Engine01	①SMART OBDII-16H	√	√	√	√	√	1.FREEZE FRAME 2.INJECTOR CALIBRATION
	J08EUL Engine01	①SMART OBDII-16H	√	√	√	√	√	1.FREEZE FRAME 2.INJECTOR CALIBRATION

VEHICLE	MODEL / SYSTEM / SUB.SYS.	CONNECTOR	INFO	RDTc	CDTC	DS	ACT	Spec.Func
	J08EUT Engine01	①SMART OBDII-16H	√	√	√	√	√	1.FREEZE FRAME 2.INJECTOR CALIBRATION
	J08EUU Engine01	①SMART OBDII-16H	√	√	√	√	√	1.FREEZE FRAME 2.INJECTOR CALIBRATION
	J05ETF Engine01	①SMART OBDII-16H	√	√	√	√	√	1.FREEZE FRAME 2.INJECTOR CALIBRATION
	J08ETW Engine03	①SMART OBDII-16H	√	√	√	√	√	1.FREEZE FRAME 2.INJECTOR CALIBRATION
	J08ETW Engine04	①SMART OBDII-16H	√	√	√	√	√	1.FREEZE FRAME 2.INJECTOR CALIBRATION
	J08ETW Engine05	①SMART OBDII-16H	√	√	√	√	√	1.FREEZE FRAME 2.INJECTOR CALIBRATION
	J08ETV Engine03	①SMART OBDII-16H	√	√	√	√	√	1.FREEZE FRAME 2.INJECTOR CALIBRATION
	J08ETV Engine04	①SMART OBDII-16H	√	√	√	√	√	1.FREEZE FRAME 2.INJECTOR CALIBRATION
	J08ETV Engine05	①SMART OBDII-16H	√	√	√	√	√	1.FREEZE FRAME 2.INJECTOR CALIBRATION
	J05DTF Engine07	①SMART OBDII-16H	√	√	√	√	√	1.FREEZE FRAME 2.INJECTOR CALIBRATION
	J05DTF Engine08	①SMART OBDII-16H	√	√	√	√	√	1.FREEZE FRAME 2.INJECTOR CALIBRATION
	J05DTF Engine09	①SMART OBDII-16H	√	√	√	√	√	1.FREEZE FRAME 2.INJECTOR CALIBRATION
	E13CTL Engine06	①SMART OBDII-16H	√	√	√	√	√	1.FREEZE FRAME 2.INJECTOR CALIBRATION
	E13CTL Engine07	①SMART OBDII-16H	√	√	√	√	√	1.FREEZE FRAME 2.INJECTOR CALIBRATION
	E13CTR Engine05	①SMART OBDII-16H	√	√	√	√	√	1.FREEZE FRAME 2.INJECTOR CALIBRATION
	E13CTM Engine05	①SMART OBDII-16H	√	√	√	√	√	1.FREEZE FRAME 2.INJECTOR CALIBRATION
	E13CTR Engine06	①SMART OBDII-16H	√	√	√	√	√	1.FREEZE FRAME 2.INJECTOR CALIBRATION
	E13CVC Engine01	①SMART OBDII-16H	√	√	√	√	√	1.FREEZE FRAME 2.INJECTOR CALIBRATION
	J08ETL Engine03	①SMART OBDII-16H	√	√	√	√	√	1.FREEZE FRAME 2.INJECTOR CALIBRATION

VEHICLE	MODEL / SYSTEM / SUB.SYS.	CONNECTOR	INFO	RDTc	CDTC	DS	ACT	Spec.Func
	E13CVC Engine02	①SMART OBDII-16H	√	√	√	√	√	1.FREEZE FRAME 2.INJECTOR CALIBRATION
	E13CVC Engine03	①SMART OBDII-16H	√	√	√	√	√	1.FREEZE FRAME 2.INJECTOR CALIBRATION
	E13CVC Engine04	①SMART OBDII-16H	√	√	√	√	√	1.FREEZE FRAME 2.INJECTOR CALIBRATION
	J05DTF Engine10	①SMART OBDII-16H	√	√	√	√	√	1.FREEZE FRAME 2.INJECTOR CALIBRATION
	U2(J08ETR)01	①SMART OBDII-16H	√	√	√	√	√	1.FREEZE FRAME 2.INJECTOR CALIBRATION
	E13CVC Engine05	①SMART OBDII-16H	√	√	√	√	√	1.FREEZE FRAME 2.INJECTOR CALIBRATION
	E13CVA Engine05	①SMART OBDII-16H	√	√	√	√	√	1.FREEZE FRAME 2.INJECTOR CALIBRATION
	E13CUS Engine04	①SMART OBDII-16H	√	√	√	√	√	1.FREEZE FRAME 2.INJECTOR CALIBRATION
	E13CVA Engine06	①SMART OBDII-16H	√	√	√	√	√	1.FREEZE FRAME 2.INJECTOR CALIBRATION
	E13CVB Engine03	①SMART OBDII-16H	√	√	√	√	√	1.FREEZE FRAME 2.INJECTOR CALIBRATION
	J08ETW Engine06	①SMART OBDII-16H	√	√	√	√	√	1.FREEZE FRAME 2.INJECTOR CALIBRATION
	J08ETW Engine07	①SMART OBDII-16H	√	√	√	√	√	1.FREEZE FRAME 2.INJECTOR CALIBRATION
	J08ETV Engine06	①SMART OBDII-16H	√	√	√	√	√	1.FREEZE FRAME 2.INJECTOR CALIBRATION
	J08ETV Engine07	①SMART OBDII-16H	√	√	√	√	√	1.FREEZE FRAME 2.INJECTOR CALIBRATION
	J05DTF Engine11	①SMART OBDII-16H	√	√	√	√	√	1.FREEZE FRAME 2.INJECTOR CALIBRATION
	J05DTF Engine12	①SMART OBDII-16H	√	√	√	√	√	1.FREEZE FRAME 2.INJECTOR CALIBRATION
	J05DTF Engine13	①SMART OBDII-16H	√	√	√	√	√	1.FREEZE FRAME 2.INJECTOR CALIBRATION
	J05DTF Engine14	①SMART OBDII-16H	√	√	√	√	√	1.FREEZE FRAME 2.INJECTOR CALIBRATION
	J08ETW Engine08	①SMART OBDII-16H	√	√	√	√	√	1.FREEZE FRAME 2.INJECTOR CALIBRATION

VEHICLE	MODEL / SYSTEM / SUB.SYS.	CONNECTOR	INFO	RDTG	CDTC	DS	ACT	Spec.Func
	J08ETW Engine09	①SMART OBDII-16H	√	√	√	√	√	1.FREEZE FRAME 2.INJECTOR CALIBRATION
	J08ETV Engine08	①SMART OBDII-16H	√	√	√	√	√	1.FREEZE FRAME 2.INJECTOR CALIBRATION
	J08ETV Engine09	①SMART OBDII-16H	√	√	√	√	√	1.FREEZE FRAME 2.INJECTOR CALIBRATION
	U2(E13CTB)01	①SMART OBDII-16H	√	√	√			
	U2(E13CTA)01	①SMART OBDII-16H	√	√	√			
	U2(E13CTA)02	①SMART OBDII-16H	√	√	√			
	U2(E13CTB)02	①SMART OBDII-16H	√	√	√			
	U2(E13CTB)03	①SMART OBDII-16H	√	√	√			
	U2(E13CTC)01	①SMART OBDII-16H	√	√	√			
	U2(E13CTC)02	①SMART OBDII-16H	√	√	√			
	U2(E13CTD)01	①SMART OBDII-16H	√	√	√			
	U2(E13CTD)02	①SMART OBDII-16H	√	√	√			
	U2(E13CTE)01	①SMART OBDII-16H	√	√	√			
	U2(E13CTE)02	①SMART OBDII-16H	√	√	√			
	U2(E13CTF)01	①SMART OBDII-16H	√	√	√			
	U2(E13CTF)02	①SMART OBDII-16H	√	√	√			
	U2(E13CTG)01	①SMART OBDII-16H	√	√	√			
	U2(E13CTG)02	①SMART OBDII-16H	√	√	√			
	U2(E13CTU)01	①SMART OBDII-16H	√	√	√			
	U2(E13CTU)02	①SMART OBDII-16H	√	√	√			
	U2(E13CTU)03	①SMART OBDII-16H	√	√	√			
	U2(E13CTU)04	①SMART OBDII-16H	√	√	√			
	U2(E13CTU)05	①SMART OBDII-16H	√	√	√			
	U2(E13CTU)06	①SMART OBDII-16H	√	√	√			
	U2(E13CTH)01	①SMART OBDII-16H	√	√	√			
	U2(E13CTH)02	①SMART OBDII-16H	√	√	√			
	U2(E13CTH)03	①SMART OBDII-16H	√	√	√			
	U2(E13CTH)04	①SMART OBDII-16H	√	√	√			
	U2(E13CTH)05	①SMART OBDII-16H	√	√	√			
	U2(E13CTH)06	①SMART OBDII-16H	√	√	√			
	U2(P11CUC)01	①SMART OBDII-16H	√	√	√			
	U2(P11CUC)02	①SMART OBDII-16H	√	√	√			
	U2(P11CUD)01	①SMART OBDII-16H	√	√	√			
	U2(P11CUD)02	①SMART OBDII-16H	√	√	√			
	U2(P11CUD)03	①SMART OBDII-16H	√	√	√			
	U2(P11CUE)01	①SMART OBDII-16H	√	√	√			
	U2(P11CUE)02	①SMART OBDII-16H	√	√	√			
	U2(P11CUF)01	①SMART OBDII-16H	√	√	√			
	U2(P11CUF)02	①SMART OBDII-16H	√	√	√			
	U2(E13CTA)03	①SMART OBDII-16H	√	√	√			
	U2(P11CUC)03	①SMART OBDII-16H	√	√	√			
	U2(P11CUD)04	①SMART OBDII-16H	√	√	√			
	U2(P11CUE)03	①SMART OBDII-16H	√	√	√			
	U2(P11CUD)05	①SMART OBDII-16H	√	√	√			
	U2(P11CUF)03	①SMART OBDII-16H	√	√	√			
	U2(P11CUF)04	①SMART OBDII-16H	√	√	√			
	U2(P11CUM)HV01	①SMART OBDII-16H	√	√	√			
	U2(E13CTA)04	①SMART OBDII-16H	√	√	√			
	U2(E13CTA)05	①SMART OBDII-16H	√	√	√			
	U2(E13CTB)04	①SMART OBDII-16H	√	√	√			
U2(E13CTB)05	①SMART OBDII-16H	√	√	√				
U2(E13CTC)03	①SMART OBDII-16H	√	√	√				

VEHICLE	MODEL / SYSTEM / SUB.SYS.	CONNECTOR	INFO	RDTG	CDTC	DS	ACT	Spec.Func
	U2(E13CTC)04	①SMART OBDII-16H	√	√	√			
	U2(E13CTD)03	①SMART OBDII-16H	√	√	√			
	U2(E13CTD)04	①SMART OBDII-16H	√	√	√			
	U2(E13CTE)03	①SMART OBDII-16H	√	√	√			
	U2(E13CTE)04	①SMART OBDII-16H	√	√	√			
	U2(E13CTF)03	①SMART OBDII-16H	√	√	√			
	U2(E13CTF)04	①SMART OBDII-16H	√	√	√			
	U2(E13CTG)03	①SMART OBDII-16H	√	√	√			
	U2(E13CTG)04	①SMART OBDII-16H	√	√	√			
	U2(E13CTU)07	①SMART OBDII-16H	√	√	√			
	U2(E13CTU)08	①SMART OBDII-16H	√	√	√			
	U2(E13CTU)09	①SMART OBDII-16H	√	√	√			
	U2(E13CTU)10	①SMART OBDII-16H	√	√	√			
	U2(E13CTU)11	①SMART OBDII-16H	√	√	√			
	U2(E13CTU)12	①SMART OBDII-16H	√	√	√			
	U2(E13CTH)07	①SMART OBDII-16H	√	√	√			
	U2(E13CTH)08	①SMART OBDII-16H	√	√	√			
	U2(E13CTH)09	①SMART OBDII-16H	√	√	√			
	U2(E13CTH)10	①SMART OBDII-16H	√	√	√			
	U2(E13CTH)11	①SMART OBDII-16H	√	√	√			
	U2(E13CTH)12	①SMART OBDII-16H	√	√	√			
	U2(P11CUC)04	①SMART OBDII-16H	√	√	√			
	U2(P11CUC)05	①SMART OBDII-16H	√	√	√			
	U2(P11CUC)06	①SMART OBDII-16H	√	√	√			
	U2(P11CUD)06	①SMART OBDII-16H	√	√	√			
	U2(P11CUD)07	①SMART OBDII-16H	√	√	√			
	U2(P11CUD)08	①SMART OBDII-16H	√	√	√			
	U2(P11CUE)04	①SMART OBDII-16H	√	√	√			
	U2(P11CUE)05	①SMART OBDII-16H	√	√	√			
	U2(P11CUE)06	①SMART OBDII-16H	√	√	√			
	U2(P11CUM)01	①SMART OBDII-16H	√	√	√			
	U2(E13CTL)01	①SMART OBDII-16H	√	√	√			
	U2(P11CUR)01	①SMART OBDII-16H	√	√	√			
	U2(E13CTA)06	①SMART OBDII-16H	√	√	√			
	U2(E13CTB)06	①SMART OBDII-16H	√	√	√			
	U2(E13CTC)05	①SMART OBDII-16H	√	√	√			
	U2(E13CTD)05	①SMART OBDII-16H	√	√	√			
	U2(E13CTE)05	①SMART OBDII-16H	√	√	√			
	U2(E13CTF)05	①SMART OBDII-16H	√	√	√			
	U2(E13CTG)05	①SMART OBDII-16H	√	√	√			
	U2(E13CTU)13	①SMART OBDII-16H	√	√	√			
	U2(E13CTU)14	①SMART OBDII-16H	√	√	√			
	U2(E13CTH)13	①SMART OBDII-16H	√	√	√			
	U2(E13CTH)14	①SMART OBDII-16H	√	√	√			
	U2(E13CTH)15	①SMART OBDII-16H	√	√	√			
	U2(P11CUC)07	①SMART OBDII-16H	√	√	√			
	U2(P11CUC)08	①SMART OBDII-16H	√	√	√			
	U2(P11CUD)09	①SMART OBDII-16H	√	√	√			
	U2(P11CUD)10	①SMART OBDII-16H	√	√	√			
	U2(P11CUE)07	①SMART OBDII-16H	√	√	√			
	U2(P11CUE)08	①SMART OBDII-16H	√	√	√			
	U2(P11CUD)11	①SMART OBDII-16H	√	√	√			
	U2(P11CUD)12	①SMART OBDII-16H	√	√	√			
	U2(P11CUF)05	①SMART OBDII-16H	√	√	√			
	U2(P11CUF)06	①SMART OBDII-16H	√	√	√			
	U2(P11CUF)07	①SMART OBDII-16H	√	√	√			
	U2(P11CUF)08	①SMART OBDII-16H	√	√	√			
	U2(E13CTA)07	①SMART OBDII-16H	√	√	√			

VEHICLE	MODEL / SYSTEM / SUB.SYS.	CONNECTOR	INFO	RDT	CDTC	DS	ACT	Spec.Func
	U2(E13CTB)07	①SMART OBDII-16H	√	√	√			
	U2(E13CTC)06	①SMART OBDII-16H	√	√	√			
	U2(E13CTD)06	①SMART OBDII-16H	√	√	√			
	U2(E13CTE)06	①SMART OBDII-16H	√	√	√			
	U2(E13CTF)06	①SMART OBDII-16H	√	√	√			
	U2(E13CTG)06	①SMART OBDII-16H	√	√	√			
	U2(E13CTU)15	①SMART OBDII-16H	√	√	√			
	U2(E13CTU)16	①SMART OBDII-16H	√	√	√			
	U2(E13CTH)16	①SMART OBDII-16H	√	√	√			
	U2(E13CTH)17	①SMART OBDII-16H	√	√	√			
	U2(E13CTH)18	①SMART OBDII-16H	√	√	√			
	U2(E13CTA)08	①SMART OBDII-16H	√	√	√			
	U2(E13CTA)09	①SMART OBDII-16H	√	√	√			
	U2(E13CTA)10	①SMART OBDII-16H	√	√	√			
	U2(E13CTB)08	①SMART OBDII-16H	√	√	√			
	U2(E13CTB)09	①SMART OBDII-16H	√	√	√			
	U2(E13CTB)10	①SMART OBDII-16H	√	√	√			
	U2(E13CTC)07	①SMART OBDII-16H	√	√	√			
	U2(E13CTC)08	①SMART OBDII-16H	√	√	√			
	U2(E13CTC)09	①SMART OBDII-16H	√	√	√			
	U2(E13CTD)07	①SMART OBDII-16H	√	√	√			
	U2(E13CTD)08	①SMART OBDII-16H	√	√	√			
	U2(E13CTD)09	①SMART OBDII-16H	√	√	√			
	U2(E13CTE)07	①SMART OBDII-16H	√	√	√			
	U2(E13CTE)08	①SMART OBDII-16H	√	√	√			
	U2(E13CTE)09	①SMART OBDII-16H	√	√	√			
	U2(E13CTF)07	①SMART OBDII-16H	√	√	√			
	U2(E13CTF)08	①SMART OBDII-16H	√	√	√			
	U2(E13CTF)09	①SMART OBDII-16H	√	√	√			
	U2(E13CTG)07	①SMART OBDII-16H	√	√	√			
	U2(E13CTG)08	①SMART OBDII-16H	√	√	√			
	U2(E13CTG)09	①SMART OBDII-16H	√	√	√			
	U2(E13CTU)17	①SMART OBDII-16H	√	√	√			
	U2(E13CTU)18	①SMART OBDII-16H	√	√	√			
	U2(E13CTU)19	①SMART OBDII-16H	√	√	√			
	U2(E13CTU)20	①SMART OBDII-16H	√	√	√			
	U2(E13CTU)21	①SMART OBDII-16H	√	√	√			
	U2(E13CTU)22	①SMART OBDII-16H	√	√	√			
	U2(E13CTU)23	①SMART OBDII-16H	√	√	√			
	U2(E13CTU)24	①SMART OBDII-16H	√	√	√			
	U2(E13CTH)19	①SMART OBDII-16H	√	√	√			
	U2(E13CTH)20	①SMART OBDII-16H	√	√	√			
	U2(E13CTH)21	①SMART OBDII-16H	√	√	√			
	U2(E13CTH)22	①SMART OBDII-16H	√	√	√			
	U2(E13CTH)23	①SMART OBDII-16H	√	√	√			
	U2(E13CTH)24	①SMART OBDII-16H	√	√	√			
	U2(E13CTH)25	①SMART OBDII-16H	√	√	√			
	U2(E13CTH)26	①SMART OBDII-16H	√	√	√			
	U2(E13CTH)27	①SMART OBDII-16H	√	√	√			
	U2(J08ETD)01	①SMART OBDII-16H	√	√	√			
	U2(J08ETD)02	①SMART OBDII-16H	√	√	√			
	U2(J08ETD)03	①SMART OBDII-16H	√	√	√			
	U2(J08ETC)01	①SMART OBDII-16H	√	√	√			
	U2(J08ETC)02	①SMART OBDII-16H	√	√	√			
	U2(J08ETC)03	①SMART OBDII-16H	√	√	√			
	U2(J07ETC)01	①SMART OBDII-16H	√	√	√			
	U2(J07ETC)02	①SMART OBDII-16H	√	√	√			
	U2(J07ETC)03	①SMART OBDII-16H	√	√	√			

VEHICLE	MODEL / SYSTEM / SUB.SYS.	CONNECTOR	INFO	RDT	CDTC	DS	ACT	Spec.Func
	U2(J07ETB)01	①SMART OBDII-16H	√	√	√			
	U2(J07ETB)02	①SMART OBDII-16H	√	√	√			
	U2(J07ETA)01	①SMART OBDII-16H	√	√	√			
	U2(J07ETA)02	①SMART OBDII-16H	√	√	√			
	U2(J05DTC)01	①SMART OBDII-16H	√	√	√			
	U2(J05DTC)02	①SMART OBDII-16H	√	√	√			
	U2(J05DTD)01	①SMART OBDII-16H	√	√	√			
	U2(J05DTD)02	①SMART OBDII-16H	√	√	√			
	U2(J08ETF)01	①SMART OBDII-16H	√	√	√			
	U2(J08ETF)02	①SMART OBDII-16H	√	√	√			
	U2(J08ETC)04	①SMART OBDII-16H	√	√	√			
	U2(J07ETC)04	①SMART OBDII-16H	√	√	√			
	U2(J07ETC)05	①SMART OBDII-16H	√	√	√			
	U2(J07ETC)06	①SMART OBDII-16H	√	√	√			
	U2(J07ETB)03	①SMART OBDII-16H	√	√	√			
	U2(J07ETA)03	①SMART OBDII-16H	√	√	√			
	U2(J08ETK)01	①SMART OBDII-16H	√	√	√			
	U2(J08ETK)02	①SMART OBDII-16H	√	√	√			
	U2(J07ETC)07	①SMART OBDII-16H	√	√	√			
	U2(J07ETC)08	①SMART OBDII-16H	√	√	√			
	U2(J07ETB)04	①SMART OBDII-16H	√	√	√			
	U2(J07ETB)05	①SMART OBDII-16H	√	√	√			
	U2(J07ETB)06	①SMART OBDII-16H	√	√	√			
	U2(J07ETB)07	①SMART OBDII-16H	√	√	√			
	U2(J05DTC)03	①SMART OBDII-16H	√	√	√			
	U2(J05DTC)04	①SMART OBDII-16H	√	√	√			
	U2(J05DTC)05	①SMART OBDII-16H	√	√	√			
	U2(J05DTC)06	①SMART OBDII-16H	√	√	√			
	U2(J05DTC)07	①SMART OBDII-16H	√	√	√			
	U2(J08ETK)03	①SMART OBDII-16H	√	√	√			
	U2(J07ETC)09	①SMART OBDII-16H	√	√	√			
	U2(J07ETC)10	①SMART OBDII-16H	√	√	√			
	U2(J07ETB)08	①SMART OBDII-16H	√	√	√			
	U2(J07ETB)09	①SMART OBDII-16H	√	√	√			
	U2(J07ETB)10	①SMART OBDII-16H	√	√	√			
	U2(J07ETB)11	①SMART OBDII-16H	√	√	√			
	U2(J05DTC)08	①SMART OBDII-16H	√	√	√			
	U2(J05DTC)09	①SMART OBDII-16H	√	√	√			
	U2(J05DTC)10	①SMART OBDII-16H	√	√	√			
	U2(J05DTC)11	①SMART OBDII-16H	√	√	√			
	U2(J08ETB)01	①SMART OBDII-16H	√	√	√			
	U2(J08ETA)01	①SMART OBDII-16H	√	√	√			
	U2(J08ETM)01	①SMART OBDII-16H	√	√	√			
	U2(J08ETM)02	①SMART OBDII-16H	√	√	√			
	U2(J07ETA)04	①SMART OBDII-16H	√	√	√			
	U2(J05DTC)12	①SMART OBDII-16H	√	√	√			
	U2(J05DTA)01	①SMART OBDII-16H	√	√	√			
	U2(J05ETA)01	①SMART OBDII-16H	√	√	√			
	U2(J05ETA)02	①SMART OBDII-16H	√	√	√			
	U2(J05ETA)03	①SMART OBDII-16H	√	√	√			
	U2(J05ETB)01	①SMART OBDII-16H	√	√	√			
	U2(J08ETK)04	①SMART OBDII-16H	√	√	√			
	U2(J08ETD)04	①SMART OBDII-16H	√	√	√			
	U2(J08ETD)05	①SMART OBDII-16H	√	√	√			
	U2(J08ETC)05	①SMART OBDII-16H	√	√	√			
	U2(J08ETC)06	①SMART OBDII-16H	√	√	√			
	U2(J07ETC)11	①SMART OBDII-16H	√	√	√			
	U2(J07ETC)12	①SMART OBDII-16H	√	√	√			

VEHICLE	MODEL / SYSTEM / SUB.SYS.	CONNECTOR	INFO	RDT	CDTC	DS	ACT	Spec.Func
	U2(J07ETB)12	①SMART OBDII-16H	√	√	√			
	U2(J07ETB)13	①SMART OBDII-16H	√	√	√			
	U2(J07ETA)05	①SMART OBDII-16H	√	√	√			
	U2(J07ETA)06	①SMART OBDII-16H	√	√	√			
	U2(J08ETF)03	①SMART OBDII-16H	√	√	√			
	U2(J08ETC)07	①SMART OBDII-16H	√	√	√			
	U2(J07ETC)13	①SMART OBDII-16H	√	√	√			
	U2(J07ETC)14	①SMART OBDII-16H	√	√	√			
	U2(J07ETC)15	①SMART OBDII-16H	√	√	√			
	U2(J07ETB)14	①SMART OBDII-16H	√	√	√			
	U2(J07ETA)07	①SMART OBDII-16H	√	√	√			
	U2(J07ETC)16	①SMART OBDII-16H	√	√	√			
	U2(J07ETC)17	①SMART OBDII-16H	√	√	√			
	U2(J07ETB)15	①SMART OBDII-16H	√	√	√			
	U2(J07ETB)16	①SMART OBDII-16H	√	√	√			
	U2(J07ETB)17	①SMART OBDII-16H	√	√	√			
	U2(J07ETB)18	①SMART OBDII-16H	√	√	√			
	U2(J08ETD)06	①SMART OBDII-16H	√	√	√			
	U2(J08ETC)08	①SMART OBDII-16H	√	√	√			
	U2(J07ETC)18	①SMART OBDII-16H	√	√	√			
	U2(J07ETA)08	①SMART OBDII-16H	√	√	√			
	U2(J05DTC)13	①SMART OBDII-16H	√	√	√			
	U2(J05DTC)14	①SMART OBDII-16H	√	√	√			
	U2(J05DTC)15	①SMART OBDII-16H	√	√	√			
	U2(J05DTC)16	①SMART OBDII-16H	√	√	√			
	U2(J05DTC)17	①SMART OBDII-16H	√	√	√			
	U2(J05DTC)03	①SMART OBDII-16H	√	√	√			
	U2(J05DTC)04	①SMART OBDII-16H	√	√	√			
	U2(J07ETC)19	①SMART OBDII-16H	√	√	√			
	U2(J07ETC)20	①SMART OBDII-16H	√	√	√			
	U2(J07ETB)19	①SMART OBDII-16H	√	√	√			
	U2(J07ETB)20	①SMART OBDII-16H	√	√	√			
	U2(J07ETB)21	①SMART OBDII-16H	√	√	√			
	U2(J07ETB)22	①SMART OBDII-16H	√	√	√			
	U2(J05DTC)18	①SMART OBDII-16H	√	√	√			
	U2(J05DTC)19	①SMART OBDII-16H	√	√	√			
	U2(J05DTC)20	①SMART OBDII-16H	√	√	√			
	U2(J05DTC)21	①SMART OBDII-16H	√	√	√			
	U2(J05DTC)22	①SMART OBDII-16H	√	√	√			
	U2(J05DTC)23	①SMART OBDII-16H	√	√	√			
	U2(J05DTC)24	①SMART OBDII-16H	√	√	√			
	U2(J05DTC)25	①SMART OBDII-16H	√	√	√			
	U2(J08ETK)05	①SMART OBDII-16H	√	√	√			
	U2(J05DTC)26	①SMART OBDII-16H	√	√	√			
	U2(J08ETK)06	①SMART OBDII-16H	√	√	√			
	U2(J08ETD)07	①SMART OBDII-16H	√	√	√			
	U2(J08ETD)08	①SMART OBDII-16H	√	√	√			
	U2(J08ETC)09	①SMART OBDII-16H	√	√	√			
	U2(J08ETC)10	①SMART OBDII-16H	√	√	√			
	U2(J08ETC)11	①SMART OBDII-16H	√	√	√			
	U2(J07ETC)21	①SMART OBDII-16H	√	√	√			
	U2(J07ETC)22	①SMART OBDII-16H	√	√	√			
	U2(J07ETC)23	①SMART OBDII-16H	√	√	√			
	U2(J07ETC)24	①SMART OBDII-16H	√	√	√			
	U2(J07ETC)25	①SMART OBDII-16H	√	√	√			
	U2(J07ETB)23	①SMART OBDII-16H	√	√	√			
	U2(J07ETB)24	①SMART OBDII-16H	√	√	√			
	U2(J07ETB)25	①SMART OBDII-16H	√	√	√			

VEHICLE	MODEL / SYSTEM / SUB.SYS.	CONNECTOR	INFO	RDTG	CDTC	DS	ACT	Spec.Func
	U2(J07ETA)09	①SMART OBDII-16H	√	√	√			
	U2(J07ETA)10	①SMART OBDII-16H	√	√	√			
	U2(J07ETA)11	①SMART OBDII-16H	√	√	√			
	U2(J08ETF)04	①SMART OBDII-16H	√	√	√			
	U2(P11CUD)13	①SMART OBDII-16H	√	√	√			
	U2(P11CUF)09	①SMART OBDII-16H	√	√	√			
	U2(P11CUF)10	①SMART OBDII-16H	√	√	√			
	U2(P11CUM)HV02	①SMART OBDII-16H	√	√	√			
	U2(E13CUA)01	①SMART OBDII-16H	√	√	√			
	U2(E13CUB)01	①SMART OBDII-16H	√	√	√			
	U2(E13CUC)01	①SMART OBDII-16H	√	√	√			
	U2(E13CUD)01	①SMART OBDII-16H	√	√	√			
	U2(E13CUE)01	①SMART OBDII-16H	√	√	√			
	U2(E13CUF)01	①SMART OBDII-16H	√	√	√			
	U2(E13CUG)01	①SMART OBDII-16H	√	√	√			
	U2(E13CUH)01	①SMART OBDII-16H	√	√	√			
	U2(E13CUH)02	①SMART OBDII-16H	√	√	√			
	U2(E13CUH)03	①SMART OBDII-16H	√	√	√			
	U2(E13CUJ)01	①SMART OBDII-16H	√	√	√			
	U2(E13CUJ)02	①SMART OBDII-16H	√	√	√			
	U2(E13CUJ)03	①SMART OBDII-16H	√	√	√			
	U2(E13CUA)02	①SMART OBDII-16H	√	√	√			
	U2(E13CUB)02	①SMART OBDII-16H	√	√	√			
	U2(E13CUD)02	①SMART OBDII-16H	√	√	√			
	U2(E13CUA)03	①SMART OBDII-16H	√	√	√			
	U2(E13CUA)04	①SMART OBDII-16H	√	√	√			
	U2(E13CUB)03	①SMART OBDII-16H	√	√	√			
	U2(E13CUB)04	①SMART OBDII-16H	√	√	√			
	U2(E13CUC)02	①SMART OBDII-16H	√	√	√			
	U2(E13CUD)03	①SMART OBDII-16H	√	√	√			
	U2(E13CUD)04	①SMART OBDII-16H	√	√	√			
	U2(E13CUE)02	①SMART OBDII-16H	√	√	√			
	U2(E13CUF)02	①SMART OBDII-16H	√	√	√			
	U2(E13CUG)02	①SMART OBDII-16H	√	√	√			
	U2(E13CUH)04	①SMART OBDII-16H	√	√	√			
	U2(E13CUH)05	①SMART OBDII-16H	√	√	√			
	U2(E13CUH)06	①SMART OBDII-16H	√	√	√			
	U2(E13CUJ)04	①SMART OBDII-16H	√	√	√			
	U2(E13CUJ)05	①SMART OBDII-16H	√	√	√			
	U2(E13CUJ)06	①SMART OBDII-16H	√	√	√			
	U2(E13CTY)01	①SMART OBDII-16H	√	√	√			
	U2(E13CTY)02	①SMART OBDII-16H	√	√	√			
	U2(E13CTV)01	①SMART OBDII-16H	√	√	√			
	U2(E13CTV)02	①SMART OBDII-16H	√	√	√			
	U2(E13CTY)03	①SMART OBDII-16H	√	√	√			
	U2(E13CTY)04	①SMART OBDII-16H	√	√	√			
	U2(E13CTV)03	①SMART OBDII-16H	√	√	√			
	U2(E13CTV)04	①SMART OBDII-16H	√	√	√			
	U2(E13CTY)05	①SMART OBDII-16H	√	√	√			
	U2(E13CTY)06	①SMART OBDII-16H	√	√	√			
	U2(E13CTV)05	①SMART OBDII-16H	√	√	√			
	U2(E13CTV)06	①SMART OBDII-16H	√	√	√			
	U2(E13CUA)05	①SMART OBDII-16H	√	√	√			
	U2(E13CUC)03	①SMART OBDII-16H	√	√	√			
	U2(E13CUE)03	①SMART OBDII-16H	√	√	√			
	U2(E13CUF)03	①SMART OBDII-16H	√	√	√			
	U2(E13CUG)03	①SMART OBDII-16H	√	√	√			
	U2(E13CUH)07	①SMART OBDII-16H	√	√	√			

VEHICLE	MODEL / SYSTEM / SUB.SYS.	CONNECTOR	INFO	RTDC	CDTC	DS	ACT	Spec.Func
	U2(E13CUH)08	①SMART OBDII-16H	√	√	√			
	U2(E13CUH)09	①SMART OBDII-16H	√	√	√			
	U2(E13CUJ)07	①SMART OBDII-16H	√	√	√			
	U2(E13CUJ)08	①SMART OBDII-16H	√	√	√			
	U2(E13CUJ)09	①SMART OBDII-16H	√	√	√			
	U2(E13CUA)06	①SMART OBDII-16H	√	√	√			
	U2(E13CUB)05	①SMART OBDII-16H	√	√	√			
	U2(E13CUC)04	①SMART OBDII-16H	√	√	√			
	U2(E13CUD)05	①SMART OBDII-16H	√	√	√			
	U2(E13CUE)04	①SMART OBDII-16H	√	√	√			
	U2(E13CUF)04	①SMART OBDII-16H	√	√	√			
	U2(E13CUG)04	①SMART OBDII-16H	√	√	√			
	U2(E13CUH)10	①SMART OBDII-16H	√	√	√			
	U2(E13CUH)11	①SMART OBDII-16H	√	√	√			
	U2(E13CUH)12	①SMART OBDII-16H	√	√	√			
	U2(E13CUJ)10	①SMART OBDII-16H	√	√	√			
	U2(E13CUJ)11	①SMART OBDII-16H	√	√	√			
	U2(E13CUJ)12	①SMART OBDII-16H	√	√	√			
	U2(E13CUA)07	①SMART OBDII-16H	√	√	√			
	U2(E13CUB)06	①SMART OBDII-16H	√	√	√			
	U2(E13CUC)05	①SMART OBDII-16H	√	√	√			
	U2(E13CUD)06	①SMART OBDII-16H	√	√	√			
	U2(E13CUE)05	①SMART OBDII-16H	√	√	√			
	U2(E13CUF)05	①SMART OBDII-16H	√	√	√			
	U2(E13CUG)05	①SMART OBDII-16H	√	√	√			
	U2(E13CUH)13	①SMART OBDII-16H	√	√	√			
	U2(E13CUH)14	①SMART OBDII-16H	√	√	√			
	U2(E13CUJ)13	①SMART OBDII-16H	√	√	√			
	U2(E13CUJ)14	①SMART OBDII-16H	√	√	√			
	U2(E13CUJ)15	①SMART OBDII-16H	√	√	√			
	U2(E13CTY)07	①SMART OBDII-16H	√	√	√			
	U2(E13CTY)08	①SMART OBDII-16H	√	√	√			
	U2(E13CTV)07	①SMART OBDII-16H	√	√	√			
	U2(E13CTV)08	①SMART OBDII-16H	√	√	√			
	U2(E13CUA)08	①SMART OBDII-16H	√	√	√			
	U2(E13CUA)09	①SMART OBDII-16H	√	√	√			
	U2(E13CUB)07	①SMART OBDII-16H	√	√	√			
	U2(E13CUC)06	①SMART OBDII-16H	√	√	√			
	U2(E13CUD)07	①SMART OBDII-16H	√	√	√			
	U2(E13CUE)06	①SMART OBDII-16H	√	√	√			
	U2(E13CUF)06	①SMART OBDII-16H	√	√	√			
	U2(E13CUG)06	①SMART OBDII-16H	√	√	√			
	U2(E13CUH)15	①SMART OBDII-16H	√	√	√			
	U2(E13CUH)16	①SMART OBDII-16H	√	√	√			
	U2(E13CUH)17	①SMART OBDII-16H	√	√	√			
	U2(E13CUH)18	①SMART OBDII-16H	√	√	√			
	U2(E13CUH)19	①SMART OBDII-16H	√	√	√			
	U2(E13CUH)20	①SMART OBDII-16H	√	√	√			
	U2(E13CUJ)16	①SMART OBDII-16H	√	√	√			
	U2(E13CUJ)17	①SMART OBDII-16H	√	√	√			
	U2(E13CUJ)18	①SMART OBDII-16H	√	√	√			
	U2(E13CUJ)19	①SMART OBDII-16H	√	√	√			
	U2(E13CUJ)20	①SMART OBDII-16H	√	√	√			
	U2(E13CUJ)21	①SMART OBDII-16H	√	√	√			
	U2(E13CUA)10	①SMART OBDII-16H	√	√	√			
	U2(E13CUA)11	①SMART OBDII-16H	√	√	√			
	U2(E13CUB)08	①SMART OBDII-16H	√	√	√			
	U2(E13CUC)07	①SMART OBDII-16H	√	√	√			

VEHICLE	MODEL / SYSTEM / SUB.SYS.	CONNECTOR	INFO	RDTG	CDTC	DS	ACT	Spec.Func
	U2(E13CUD)08	①SMART OBDII-16H	√	√	√			
	U2(E13CUE)07	①SMART OBDII-16H	√	√	√			
	U2(E13CUF)07	①SMART OBDII-16H	√	√	√			
	U2(E13CUG)07	①SMART OBDII-16H	√	√	√			
	U2(E13CUH)21	①SMART OBDII-16H	√	√	√			
	U2(E13CUH)22	①SMART OBDII-16H	√	√	√			
	U2(E13CUH)23	①SMART OBDII-16H	√	√	√			
	U2(E13CUJ)22	①SMART OBDII-16H	√	√	√			
	U2(E13CUJ)23	①SMART OBDII-16H	√	√	√			
	U2(E13CUJ)24	①SMART OBDII-16H	√	√	√			
	U2(I08ETR)02	①SMART OBDII-16H	√	√	√			
	U2(I08ETR)03	①SMART OBDII-16H	√	√	√			
	U2(I08ETP)01	①SMART OBDII-16H	√	√	√			
	U2(I08ETP)02	①SMART OBDII-16H	√	√	√			
	U2(I07ETG)01	①SMART OBDII-16H	√	√	√			
	U2(I07ETG)02	①SMART OBDII-16H	√	√	√			
	U2(I07ETF)01	①SMART OBDII-16H	√	√	√			
	U2(I07ETF)02	①SMART OBDII-16H	√	√	√			
	U2(I07ETE)01	①SMART OBDII-16H	√	√	√			
	U2(I07ETE)02	①SMART OBDII-16H	√	√	√			
	U2(I05DTE)01	①SMART OBDII-16H	√	√	√			
	U2(I05DTE)02	①SMART OBDII-16H	√	√	√			
	U2(I08ETS)01	①SMART OBDII-16H	√	√	√			
	U2(I05D)01	①SMART OBDII-16H	√	√	√			
	U2(I08ETR)04	①SMART OBDII-16H	√	√	√			
	U2(I08ETR)05	①SMART OBDII-16H	√	√	√			
	U2(I08ETP)03	①SMART OBDII-16H	√	√	√			
	U2(I08ETP)04	①SMART OBDII-16H	√	√	√			
	U2(I08ETS)02	①SMART OBDII-16H	√	√	√			
	U2(I07ETG)03	①SMART OBDII-16H	√	√	√			
	U2(I07ETG)04	①SMART OBDII-16H	√	√	√			
	U2(I07ETF)03	①SMART OBDII-16H	√	√	√			
	U2(I07ETF)04	①SMART OBDII-16H	√	√	√			
	U2(I07ETE)03	①SMART OBDII-16H	√	√	√			
	U2(I07ETE)04	①SMART OBDII-16H	√	√	√			
	U2(I07ETE)05	①SMART OBDII-16H	√	√	√			
	U2(I05DTE)03	①SMART OBDII-16H	√	√	√			
	U2(I05DTE)04	①SMART OBDII-16H	√	√	√			
	U2(I05DTE)05	①SMART OBDII-16H	√	√	√			
	U2(I05DTE)06	①SMART OBDII-16H	√	√	√			
	U2(I07ETE)06	①SMART OBDII-16H	√	√	√			
	U2(I05DTE)07	①SMART OBDII-16H	√	√	√			
	U2(I08ETR)06	①SMART OBDII-16H	√	√	√			
	U2(I08ETR)07	①SMART OBDII-16H	√	√	√			
	U2(I08ETR)08	①SMART OBDII-16H	√	√	√			
	U2(I08ETR)09	①SMART OBDII-16H	√	√	√			
	U2(I07ETC)26	①SMART OBDII-16H	√	√	√			
	U2(I07ETC)27	①SMART OBDII-16H	√	√	√			
	U2(I05DTC)27	①SMART OBDII-16H	√	√	√			
	U2(I05DTC)28	①SMART OBDII-16H	√	√	√			
	U2(I05DTC)29	①SMART OBDII-16H	√	√	√			
	U2(I05DTC)30	①SMART OBDII-16H	√	√	√			
	U2(I07ETB)26	①SMART OBDII-16H	√	√	√			
	U2(I07ETB)27	①SMART OBDII-16H	√	√	√			
	U2(I08ETK)07	①SMART OBDII-16H	√	√	√			
	U2(I08ETS)03	①SMART OBDII-16H	√	√	√			
	U2(I07ETC)28	①SMART OBDII-16H	√	√	√			
	U2(I07ETC)29	①SMART OBDII-16H	√	√	√			

VEHICLE	MODEL / SYSTEM / SUB.SYS.	CONNECTOR	INFO	RDT	CDTC	DS	ACT	Spec.Func
	U2(J07ETB)28	①SMART OBDII-16H	√	√	√			
	U2(J07ETB)29	①SMART OBDII-16H	√	√	√			
	U2(J05DTE)08	①SMART OBDII-16H	√	√	√			
	U2(J05DTE)09	①SMART OBDII-16H	√	√	√			
	U2(J07ETC)30	①SMART OBDII-16H	√	√	√			
	U2(J07ETC)31	①SMART OBDII-16H	√	√	√			
	U2(J07ETB)30	①SMART OBDII-16H	√	√	√			
	U2(J07ETB)31	①SMART OBDII-16H	√	√	√			
	U2(J05DTE)10	①SMART OBDII-16H	√	√	√			
	U2(J05DTE)11	①SMART OBDII-16H	√	√	√			
	U2(J08ETR)10	①SMART OBDII-16H	√	√	√			
	U2(J08ETP)05	①SMART OBDII-16H	√	√	√			
	U2(J08ETP)06	①SMART OBDII-16H	√	√	√			
	U2(J08ETS)04	①SMART OBDII-16H	√	√	√			
	U2(J08ETS)05	①SMART OBDII-16H	√	√	√			
	U2(J07ETG)05	①SMART OBDII-16H	√	√	√			
	U2(J07ETG)06	①SMART OBDII-16H	√	√	√			
	U2(J07ETF)05	①SMART OBDII-16H	√	√	√			
	U2(J07ETF)06	①SMART OBDII-16H	√	√	√			
	U2(J07ETE)07	①SMART OBDII-16H	√	√	√			
	U2(J07ETE)08	①SMART OBDII-16H	√	√	√			
	U2(J05DTE)12	①SMART OBDII-16H	√	√	√			
	U2(J08ETK)08	①SMART OBDII-16H	√	√	√			
	U2(J05DTE)13	①SMART OBDII-16H	√	√	√			
	U2(J05DTE)14	①SMART OBDII-16H	√	√	√			
	U2(J07ETF)07	①SMART OBDII-16H	√	√	√			
	U2(J07ETF)08	①SMART OBDII-16H	√	√	√			
	U2(J07ETF)09	①SMART OBDII-16H	√	√	√			
	U2(J07ETF)10	①SMART OBDII-16H	√	√	√			
	U2(J07ETG)07	①SMART OBDII-16H	√	√	√			
	U2(J07ETG)08	①SMART OBDII-16H	√	√	√			
	U2(J05DTE)15	①SMART OBDII-16H	√	√	√			
	U2(J05DTE)16	①SMART OBDII-16H	√	√	√			
	U2(J05DTH)01	①SMART OBDII-16H	√	√	√			
	U2(J07ETF)11	①SMART OBDII-16H	√	√	√			
	U2(J07ETF)12	①SMART OBDII-16H	√	√	√			
	U2(J07ETG)09	①SMART OBDII-16H	√	√	√			
	U2(J07ETG)10	①SMART OBDII-16H	√	√	√			
	U2(J07ETH)01	①SMART OBDII-16H	√	√	√			
	U2(J07ETH)02	①SMART OBDII-16H	√	√	√			
	U2(J07ETJ)01	①SMART OBDII-16H	√	√	√			
	U2(J07ETJ)02	①SMART OBDII-16H	√	√	√			
	U2(J07ETJ)03	①SMART OBDII-16H	√	√	√			
	U2(J08ETP)07	①SMART OBDII-16H	√	√	√			
	U2(J08ETP)08	①SMART OBDII-16H	√	√	√			
	U2(J08ETR)11	①SMART OBDII-16H	√	√	√			
	U2(J08ETR)12	①SMART OBDII-16H	√	√	√			
	U2(J08ETS)06	①SMART OBDII-16H	√	√	√			
	U2(J08ETS)07	①SMART OBDII-16H	√	√	√			
	U2(J07ETE)09	①SMART OBDII-16H	√	√	√			
	U2(J07ETE)10	①SMART OBDII-16H	√	√	√			
	U2(J07ETE)11	①SMART OBDII-16H	√	√	√			
	U2(J07ETB)32	①SMART OBDII-16H	√	√	√			
	U2(E13CTY)09	①SMART OBDII-16H	√	√	√			
	Training Board01	①SMART OBDII-16H	√	√	√	√	√	1.FREEZE FRAME 2.INJECTOR CALIBRATION

VEHICLE	MODEL / SYSTEM / SUB.SYS.	CONNECTOR	INFO	RDTc	CDTC	DS	ACT	Spec.Func
	Training Board02	①SMART OBDII-16H	√	√	√	√	√	1.FREEZE FRAME 2.INJECTOR CALIBRATION
	A09C01	①SMART OBDII-16H	√	√	√	√	√	1.FREEZE FRAME 2.INJECTOR CALIBRATION
	A09C02	①SMART OBDII-16H	√	√	√	√	√	1.FREEZE FRAME 2.INJECTOR CALIBRATION
	A09C03	①SMART OBDII-16H	√	√	√	√	√	1.FREEZE FRAME 2.INJECTOR CALIBRATION
	A09C04	①SMART OBDII-16H	√	√	√	√	√	1.FREEZE FRAME 2.INJECTOR CALIBRATION
	A09C05	①SMART OBDII-16H	√	√	√	√	√	1.FREEZE FRAME 2.INJECTOR CALIBRATION
	A09C06	①SMART OBDII-16H	√	√	√	√	√	1.FREEZE FRAME 2.INJECTOR CALIBRATION
	A09C07	①SMART OBDII-16H	√	√	√	√	√	1.FREEZE FRAME 2.INJECTOR CALIBRATION
	A09C08	①SMART OBDII-16H	√	√	√	√	√	1.FREEZE FRAME 2.INJECTOR CALIBRATION
	A09C09	①SMART OBDII-16H	√	√	√	√	√	1.FREEZE FRAME 2.INJECTOR CALIBRATION
	A09C10	①SMART OBDII-16H	√	√	√	√	√	1.FREEZE FRAME 2.INJECTOR CALIBRATION
	A09C11	①SMART OBDII-16H	√	√	√	√	√	1.FREEZE FRAME 2.INJECTOR CALIBRATION
	A09C12	①SMART OBDII-16H	√	√	√	√	√	1.FREEZE FRAME 2.INJECTOR CALIBRATION
	A09CTJ01	①SMART OBDII-16H	√	√	√	√	√	1.FREEZE FRAME 2.INJECTOR CALIBRATION
	A09CTK01	①SMART OBDII-16H	√	√	√	√	√	1.FREEZE FRAME 2.INJECTOR CALIBRATION
	E13CTT Engine03	①SMART OBDII-16H	√	√	√	√	√	1.FREEZE FRAME 2.INJECTOR CALIBRATION
	N04CTH01	①OBD-6&9	√	√	√			
	N04CTH02	①OBD-6&9	√	√	√			
	N04CTJ01	①OBD-6&9	√	√	√			
	N04CTJ02	①OBD-6&9	√	√	√			
	N04CTJ03	①OBD-6&9	√	√	√			
	N04CTJ04	①OBD-6&9	√	√	√			
	N04CTJ05	①OBD-6&9	√	√	√			
	N04CTJ06	①OBD-6&9	√	√	√			
	N04CTL	①OBD-6&9	√	√	√			
	N04CTN	①OBD-6&9	√	√	√			

VEHICLE	MODEL / SYSTEM / SUB.SYS.		CONNECTOR	INFO	RDTc	CDTC	DS	ACT	Spec.Func
		N04CTP	①OBD-6&9	√	√	√			
		N04CTW01	①OBD-6&9	√	√	√			
		N04CTW02	①OBD-6&9	√	√	√			
		N04CTU01	①OBD-6&9	√	√	√			
		N04CTU02	①OBD-6&9	√	√	√			
		N04CTV01	①OBD-6&9	√	√	√			
		N04CTV02	①OBD-6&9	√	√	√			
		N04CTR	①OBD-6&9	√	√	√			
		N04CTS01	①OBD-6&9	√	√	√			
		N04CTS02	①OBD-6&9	√	√	√			
		N04CTT	①OBD-6&9	√	√	√			
		N04CTQ	①OBD-6&9	√	√	√			
		N04CTM	①OBD-6&9	√	√	√			
		N04CTK01	①OBD-6&9	√	√	√			
		N04CTK02	①OBD-6&9	√	√	√			
		N04CT	①OBD-6&9	√	√	√			
		N04CTN	①OBD-6&9	√	√	√			
		N04CUD	①OBD-6&9	√	√	√			
		N04CUE	①OBD-6&9	√	√	√			
	SUSPENSION	Air Suspension01	①SMART OBDII-16H	√	√	√	√	√	
		Air Suspension02	①SMART OBDII-16H	√	√	√	√	√	
	VCS	Training Board01	①SMART OBDII-16H	√	√	√	√	√	1.FREEZE FRAME
		VCS01	①SMART OBDII-16H	√	√	√	√	√	1.FREEZE FRAME
		VCS02	①SMART OBDII-16H	√	√	√	√	√	1.FREEZE FRAME
		VCS03	①OBD-6&9	√	√	√	√	√	1.FREEZE FRAME
	HYBRID	Hybrid01	①OBD-6&9	√	√	√			
		Hybrid02	①OBD-6&9	√	√	√			
		Hybrid03	①OBD-6&9	√	√	√			
		Hybrid04	①OBD-6&9	√	√	√			
	INVERTER	Inverter01	①OBD-6&9	√	√	√			
		Inverter02	①OBD-6&9	√	√	√			
	BATTERY	Battery01	①OBD-6&9	√	√	√			
Light-van	Engine management system	W-Engine (DENSO)	①SMART OBDII-16 ②HD HYUNDAI-16 ③OBD-6&9	√	√	√	√		
		VGT EURO 3	①SMART OBDII-16	√	√	√	√	√	INJECTOR SPECIFIC DATA
	Brake control system	WABCO HPB	①SMART OBDII-16 ②HD HYUNDAI-16 ③OBD-6&9	√	√	√	√		
		MOBIS ABS	①SMART OBDII-16 ②HD HYUNDAI-16 ③OBD-6&9	√	√	√	√		
	ETACS		①SMART OBDII-16 ②HD HYUNDAI-16 ③OBD-6&9	√			√		
	DTG / DIS	DTG	①SMART OBDII-16 ②HD HYUNDAI-16 ③OBD-6&9	√			√		
Medium truck	ETACS		①SMART OBDII-16 ②HD HYUNDAI-16 ③OBD-6&9	√			√		
	DTG / DIS	DTG / DIS	①SMART OBDII-16 ②HD HYUNDAI-16 ③OBD-6&9	√	√	√	√		
		DTG	①SMART OBDII-16 ②HD HYUNDAI-16 ③OBD-6&9	√			√		

VEHICLE	MODEL / SYSTEM / SUB.SYS.		CONNECTOR	INFO	RDTc	CDTC	DS	ACT	Spec.Func	
Heavy-duty goods vehicles	Engine management system	Power Tec (before 04EM)	①SMART OBDII-16 ②HD HYUNDAI-16 ③OBD-6&9	✓	✓	✓	✓			
		Power Tec (after 04EM)	①SMART OBDII-16 ②HD HYUNDAI-16 ③OBD-6&9	✓	✓	✓	✓			
		Power Tec (GV/PY/07MY)	①SMART OBDII-16 ②HD HYUNDAI-16 ③OBD-6&9	✓	✓	✓	✓			
		Q-2000 Engine	①SMART OBDII-16 ②HD HYUNDAI-16 ③OBD-6&9	✓	✓	✓	✓			
		H-Engine	①OBD-6&9	✓	✓	✓	✓			
		L-Engine	①OBD-6&9	✓	✓	✓	✓			
	A/T	ASTRONIX ATM2	①SMART OBDII-16 ②HD HYUNDAI-16 ③OBD-6&9	✓	✓	✓	✓			
	Brake control system	ZF retarder	①SMART OBDII-16 ②HD HYUNDAI-16 ③OBD-6&9	✓	✓	✓	✓			
	Suspension control system	WABCO ECAS	①OBD-6&9	✓	✓	✓	✓			
	Body control system	ETACS(04EM)	①SMART OBDII-16 ②HD HYUNDAI-16 ③OBD-6&9	✓			✓			
		ETACS(GV/PY/07MY)	①SMART OBDII-16 ②HD HYUNDAI-16 ③OBD-6&9	✓			✓			
		BCM	①SMART OBDII-16 ②HD HYUNDAI-16 ③OBD-6&9	✓			✓			
	Lane departure alarm system		①SMART OBDII-16 ②HD HYUNDAI-16 ③OBD-6&9	✓	✓	✓	✓			
	DTG /DIS	DTG /DIS	①SMART OBDII-16 ②HD HYUNDAI-16 ③OBD-6&9	✓	✓	✓	✓			
		DTG	①SMART OBDII-16 ②HD HYUNDAI-16 ③OBD-6&9	✓			✓			
	Light bus	Engine management system	W-Engine (DENSO)	①SMART OBDII-16 ②HD HYUNDAI-16 ③OBD-6&9	✓	✓	✓	✓		
		Brake control system	WABCO HPB	①SMART OBDII-16 ②HD HYUNDAI-16 ③OBD-6&9	✓	✓	✓	✓		
			MOBIS ABS	①OBD-6&9	✓	✓	✓	✓		
		ETACS(ETACS)		①SMART OBDII-16 ②HD HYUNDAI-16 ③OBD-6&9	✓			✓		
		DTG / DIS	DTG	①SMART OBDII-16 ②HD HYUNDAI-16 ③OBD-6&9	✓			✓		
	Engine management system	Global 900(PLD)	①SMART OBDII-16 ②HD HYUNDAI-16 ③OBD-6&9	✓	✓	✓	✓			
Brake control system		knorr ABS6	①SMART OBDII-16 ②HD HYUNDAI-16 ③OBD-6&9	✓	✓	✓	✓			

HD_HYUNDAI



HD

VEHICLE	MODEL / SYSTEM / SUB.SYS.		CONNECTOR	INFO	RDTC	CDTC	DS	ACT	Spec.Func
Medium bus	ETACS(ETACS)		①SMART OBDII-16 ②HD HYUNDAI-16 ③OBD-6&9	√			√		
	DTG /DIS	DTG / DIS	①SMART OBDII-16 ②HD HYUNDAI-16 ③OBD-6&9	√	√	√	√		
		DTG	①SMART OBDII-16 ②HD HYUNDAI-16 ③OBD-6&9	√			√		
Large bus	Engine management system	Power Tec (before 04EM)	①SMART OBDII-16 ②HD HYUNDAI-16 ③OBD-6&9	√	√	√	√		
		Power Tec (after 04EM)	①SMART OBDII-16 ②HD HYUNDAI-16 ③OBD-6&9	√	√	√	√		
		Power Tec (GV/PY/07MY)	①SMART OBDII-16 ②HD HYUNDAI-16 ③OBD-6&9	√	√	√	√		
		Q-2000 Engine	①SMART OBDII-16 ②HD HYUNDAI-16 ③OBD-6&9	√	√	√	√		
		H-Engine	①OBD-6&9	√	√	√	√		
		L-Engine	①OBD-6&9	√	√	√	√		
		L-Engine (exported to Japan)	①OBD-6&9	√	√	√	√		
	A/T	ZF ECOMAT 2	①SMART OBDII-16 ②HD HYUNDAI-16 ③OBD-6&9	√	√	√	√		
		ZF ECOMAT 4	①SMART OBDII-16 ②HD HYUNDAI-16 ③OBD-6&9	√	√	√	√		
	Brake control system	knorr ABS6	①SMART OBDII-16 ②HD HYUNDAI-16 ③OBD-6&9	√	√	√	√		
		ZF retarder	①SMART OBDII-16 ②HD HYUNDAI-16 ③OBD-6&9	√	√	√	√		
		Voice retarder	①SMART OBDII-16 ②HD HYUNDAI-16 ③OBD-6&9	√	√	√	√		
	Body control system	ETACS(04EM)	①SMART OBDII-16 ②HD HYUNDAI-16 ③OBD-6&9	√			√		
		ETACS(GV/PY/07MY)	①SMART OBDII-16 ②HD HYUNDAI-16 ③OBD-6&9	√			√		
		BCM	①SMART OBDII-16 ②HD HYUNDAI-16 ③OBD-6&9	√			√		
	Suspension control system	WABCO ECAS	①SMART OBDII-16 ②HD HYUNDAI-16 ③OBD-6&9	√	√	√	√		
	Lane departure alarm system		①SMART OBDII-16 ②HD HYUNDAI-16 ③OBD-6&9	√	√	√	√		
	Event recorder		①SMART OBDII-16 ②HD HYUNDAI-16 ③OBD-6&9	√	√	√	√		

VEHICLE		MODEL / SYSTEM / SUB.SYS.				CONNECTOR	INFO	RDT	CDTC	DS	ACT	Spec.Func
			DTG / DIS	DTG / DIS	DTG / DIS	①SMART OBDII-16 ②HD HYUNDAI-16 ③OBD-6&9	✓	✓	✓	✓		
			DTG	DTG	DTG	①SMART OBDII-16 ②HD HYUNDAI-16 ③OBD-6&9	✓			✓		
HD_ISUZU	2008	N Series Truck	Engine	4HK1-TC (C/Rail)	4HK1-TC (C/Rail)	①OBD-6&9	✓	✓	✓	✓		
			Body	4JJ1-TC (C/Rail)	4JJ1-TC (C/Rail)	①OBD-6&9	✓	✓	✓	✓		
		F&G Series Truck	Engine	4HK1-TC (C/Rail)	4HK1-TC (C/Rail)	①OBD-6&9	✓	✓	✓	✓		
			Body	6HK1-TC (C/Rail)	6HK1-TC (C/Rail)	①OBD-6&9	✓	✓	✓	✓		
			Transmission	Immobiliser	Immobiliser	①SMART OBDII-16	✓	✓	✓	✓		
		C&E Series Truck	Engine	6WG1-TC (C/Rail)	6WG1-TC (C/Rail)	①OBD-6&9	✓	✓	✓	✓		
	LT/LV Series Bus	Engine	6HK1-TC (C/Rail)	6HK1-TC (C/Rail)	①OBD-6&9	✓	✓	✓	✓			
		Transmission	Automatic Transmission	Automatic Transmission	①OBD-6&9	✓	✓	✓	✓			
	2007	N Series Truck	Engine	4HK1-TC (C/Rail)	4HK1-TC (C/Rail)	①OBD-6&9	✓	✓	✓	✓		
			Body	4JJ1-TC (C/Rail)	4JJ1-TC (C/Rail)	①OBD-6&9	✓	✓	✓	✓		
		F&G Series Truck	Engine	4HK1-TC (C/Rail)	4HK1-TC (C/Rail)	①OBD-6&9	✓	✓	✓	✓		
			Transmission	Transmission	Transmission	①OBD-6&9	✓	✓	✓	✓		
		C&E Series Truck	Engine	6WG1-TC (C/Rail)	6WG1-TC (C/Rail)	①OBD-6&9	✓	✓	✓	✓		
	LT/LV Series Bus	Engine	6HK1-TC (C/Rail)	6HK1-TC (C/Rail)	①OBD-6&9	✓	✓	✓	✓			
		Transmission	Automatic Transmission	Automatic Transmission	①OBD-6&9	✓	✓	✓	✓			
	2006	(C*,E*,L*,F*)Heavy-Medium Duty	Engine	6WF1-TC(C/Rail)	6WF1-TC(C/Rail)	①SMART OBDII-16	✓	✓	✓	✓	✓	
			Chassis	ESC(with EBS)	ESC(with EBS)	①SMART OBDII-16	✓	✓	✓	✓	✓	
				ABS 6	ABS 6	①SMART OBDII-16	✓	✓	✓	✓	✓	
	2005	(N*) ELF,NPR,NQR,VFR	Engine	4JH1-TC Bosch	4JH1-TC Bosch	①SMART OBDII-16	✓	✓	✓	✓	✓	1.Misc Test 2.Programming
			Body	6WF1-TC(C/Rail)	6WF1-TC(C/Rail)	①SMART OBDII-16	✓	✓	✓	✓	✓	
		(C*,E*,L*,F*)Heavy-Medium Duty	Chassis	ESC(with EBS)	ESC(with EBS)	①SMART OBDII-16	✓	✓	✓	✓	✓	
				ABS 6	ABS 6	①SMART OBDII-16	✓	✓	✓	✓	✓	
	KV/KR Bus Series	Chassis	ABS 6	ABS 6	①SMART OBDII-16	✓	✓	✓	✓	✓		
	2004	(C*,E*,L*,F*)Heavy-Medium Duty	Engine	6WF1-TC(C/Rail)	6WF1-TC(C/Rail)	①SMART OBDII-16	✓	✓	✓	✓	✓	
2003	(N*) ELF,NPR,NQR,VFR	Engine	4HL1/4HJ1	4HL1/4HJ1	①SMART OBDII-16		✓	✓	✓			
			4HL1/4HJ1(Vehicle Interface Module)	4HL1/4HJ1(Vehicle Interface Module)	①SMART OBDII-16				✓			
2002	(N*) ELF,NPR,NQR,VFR	Engine	4HL1/4HJ1	4HL1/4HJ1	①SMART OBDII-16		✓	✓	✓			
			4HL1/4HJ1(Vehicle Interface Module)	4HL1/4HJ1(Vehicle Interface Module)	①SMART OBDII-16				✓			
	(C*,E*,L*,F*)Heavy-Medium Duty	Transmission	AT Allsion WT	AT Allsion WT	①SMART OBDII-16	✓	✓	✓	✓			
Daily	Euro-\2\3	City Camion M.Y.2000	ENGINE	ENGINE	EDC 16 BOSCH	①SMART OBDII-16 ②IVECO-30 ③IVECO-38	✓	✓	✓	✓		
		City Camion HPI - HPT	ENGINE	ENGINE	EDC 16 BOSCH	①SMART OBDII-16 ②IVECO-30 ③IVECO-38	✓	✓	✓	✓		
	Euro-\2\3	ML Tector M.Y.2002	ENGINE	ENGINE	EDC 7 BOSCH	①SMART OBDII-16 ②IVECO-30 ③IVECO-38	✓	✓	✓	✓		
		ML Tector M.Y.2003	ENGINE	ENGINE	EDC 7 BOSCH	①SMART OBDII-16 ②IVECO-30 ③IVECO-38	✓	✓	✓	✓		
Cavallino		ENGINE	ENGINE	EDC MS 6.2 BOSCH	①SMART OBDII-16 ②IVECO-30 ③IVECO-38	✓	✓	✓	✓			
				ENGINE	DeNoxtronic 2	①SMART OBDII-16 ②IVECO-30 ③IVECO-38	✓	✓	✓	✓		

VEHICLE	MODEL / SYSTEM / SUB.SYS.				CONNECTOR	INFO	RDTc	CDTC	DS	ACT	Spec.Func	
EuroCargo	Euro 4\5\EEV	ML Tector M.Y.2006	ENGINE	VCM-IMMOBILIZER	①SMART OBDII-16 ②IVECO-30 ③IVECO-38	✓	✓	✓	✓			
			MULTIPLEXER	EXPANSION MODULE	①SMART OBDII-16 ②IVECO-30 ③IVECO-38	✓	✓	✓	✓			
		EuroCargo M.Y.2008	ENGINE	DeNoxtronic 2	①SMART OBDII-16 ②IVECO-30 ③IVECO-38	✓	✓	✓	✓			
				VCM-IMMOBILIZER	①SMART OBDII-16 ②IVECO-30 ③IVECO-38	✓	✓	✓	✓			
		EuroCargo M.Y.2008	MULTIPLEXER	DRIVER DOOR MODULE	①SMART OBDII-16 ②IVECO-30 ③IVECO-38	✓	✓	✓	✓			
				EXPANSION MODULE	①SMART OBDII-16 ②IVECO-30 ③IVECO-38	✓	✓	✓	✓			
				PASSENGER DOOR MODULE	①SMART OBDII-16 ②IVECO-30 ③IVECO-38	✓	✓	✓				
		EuroCargo CNG M.Y.2008	ENGINE	VCM-IMMOBILIZER	①SMART OBDII-16 ②IVECO-30 ③IVECO-38	✓	✓	✓	✓			
				MULTIPLEXER	DRIVER DOOR MODULE	①SMART OBDII-16 ②IVECO-30 ③IVECO-38	✓	✓	✓	✓		
			EXPANSION MODULE		①SMART OBDII-16 ②IVECO-30 ③IVECO-38	✓	✓	✓	✓			
	Euro 3	AS	ENGINE	EDC MS 6.2 BOSCH	①SMART OBDII-16 ②IVECO-30 ③IVECO-38	✓	✓	✓	✓			
				BRAKING SYSTEMS	EBS WABCO	①SMART OBDII-16 ②IVECO-30 ③IVECO-38	✓	✓	✓	✓		
					SUSPENSIONS	ECAS WABCO CAN	①SMART OBDII-16 ②IVECO-30 ③IVECO-38	✓	✓	✓	✓	
			MULTIPLEXER	BODY COMPUTER	①SMART OBDII-16 ②IVECO-30 ③IVECO-38	✓	✓	✓	✓			
DRIVER DOOR MODULE				①SMART OBDII-16 ②IVECO-30 ③IVECO-38	✓	✓	✓	✓				
FRONT FRAME COMPUTER				①SMART OBDII-16 ②IVECO-30 ③IVECO-38	✓	✓	✓	✓				
PASSENGER DOOR MODULE				①SMART OBDII-16 ②IVECO-30 ③IVECO-38	✓	✓	✓	✓				
ENGINE			EDC MS 6.2 BOSCH	①SMART OBDII-16 ②IVECO-30 ③IVECO-38	✓	✓	✓	✓				


VEHICLE	MODEL / SYSTEM / SUB.SYS.					CONNECTOR	INFO	RDTc	CDTC	DS	ACT	Spec.Func	
	AT - AD	BRAKING SYSTEMS	EBS WABCO	①SMART OBDII-16 ②IVECO-30 ③IVECO-38	√	√	√	√					
		SUSPENSIONS	ECAS WABCO CAN	①SMART OBDII-16 ②IVECO-30 ③IVECO-38	√	√	√	√					
		MULTIPLEXER	BODY COMPUTER	①SMART OBDII-16 ②IVECO-30 ③IVECO-38	√	√	√	√					
			DRIVER DOOR MODULE	①SMART OBDII-16 ②IVECO-30 ③IVECO-38	√	√	√	√					
			FRONT FRAME COMPUTER	①SMART OBDII-16 ②IVECO-30 ③IVECO-38	√	√	√	√					
			PASSENGER DOOR MODULE	①SMART OBDII-16 ②IVECO-30 ③IVECO-38	√	√	√	√					
	AS	ENGINE	DeNoxtronic 2	①SMART OBDII-16 ②IVECO-30 ③IVECO-38	√	√	√	√					
			VCM-IMMOBILIZER	①SMART OBDII-16 ②IVECO-30 ③IVECO-38	√	√	√	√					
		BRAKING SYSTEMS	EBS WABCO	①SMART OBDII-16 ②IVECO-30 ③IVECO-38	√	√	√	√					
		SUSPENSIONS	ECAS WABCO CAN	①SMART OBDII-16 ②IVECO-30 ③IVECO-38	√	√	√	√					
		MULTIPLEXER	BODY COMPUTER	①SMART OBDII-16 ②IVECO-30 ③IVECO-38	√	√	√	√					
			DRIVER DOOR MODULE	①SMART OBDII-16 ②IVECO-30 ③IVECO-38	√	√	√	√					
			FRONT FRAME COMPUTER	①SMART OBDII-16 ②IVECO-30 ③IVECO-38	√	√	√	√					
			PASSENGER DOOR MODULE	①SMART OBDII-16 ②IVECO-30 ③IVECO-38	√	√	√	√					
			REAR FRAME COMPUTER	①SMART OBDII-16 ②IVECO-30 ③IVECO-38	√	√	√	√					
			ENGINE	DeNoxtronic 2	①SMART OBDII-16 ②IVECO-30 ③IVECO-38	√	√	√	√				
VCM-IMMOBILIZER	①SMART OBDII-16 ②IVECO-30 ③IVECO-38			√	√	√	√						
BRAKING SYSTEMS	EBS WABCO		①SMART OBDII-16 ②IVECO-30 ③IVECO-38	√	√	√	√						
SUSPENSIONS	ECAS WABCO CAN		①SMART OBDII-16 ②IVECO-30 ③IVECO-38	√	√	√	√						


VEHICLE	MODEL / SYSTEM / SUB.SYS.					CONNECTOR	INFO	RDTG	CDTC	DS	ACT	Spec.Func
HD_IVECO IVECO	Stralis	Euto 4\5\EEV	AT - AD	MULTIPLEXER	BODY COMPUTER	①SMART OBDII-16 ②IVECO-30 ③IVECO-38	✓	✓	✓	✓		
					DRIVER DOOR MODULE	①SMART OBDII-16 ②IVECO-30 ③IVECO-38	✓	✓	✓	✓		
					FRONT FRAME COMPUTER	①SMART OBDII-16 ②IVECO-30 ③IVECO-38	✓	✓	✓	✓		
					PASSENGER DOOR MODULE	①SMART OBDII-16 ②IVECO-30 ③IVECO-38	✓	✓	✓	✓		
					REAR FRAME COMPUTER	①SMART OBDII-16 ②IVECO-30 ③IVECO-38	✓	✓	✓	✓		
			AS-L M.Y.2007	ENGINE	DeNoxtronic 2	①SMART OBDII-16 ②IVECO-30 ③IVECO-38	✓	✓	✓	✓		
					VCM-IMMOBILIZER	①SMART OBDII-16 ②IVECO-30 ③IVECO-38	✓	✓	✓	✓		
				SUSPENSIONS	ECAS WABCO CAN	①SMART OBDII-16 ②IVECO-30 ③IVECO-38	✓	✓	✓	✓		
				MULTIPLEXER	BODY COMPUTER 2	①SMART OBDII-16 ②IVECO-30 ③IVECO-38	✓	✓	✓	✓		
					DRIVER DOOR MODULE	①SMART OBDII-16 ②IVECO-30 ③IVECO-38	✓	✓	✓	✓		
			EXPANSION MODULE		①SMART OBDII-16 ②IVECO-30 ③IVECO-38	✓	✓	✓	✓			
			FRONT FRAME COMPUTER		①SMART OBDII-16 ②IVECO-30 ③IVECO-38	✓	✓	✓	✓			
			AT-N\AD-N M.Y.2007	ENGINE	DeNoxtronic 2	①SMART OBDII-16 ②IVECO-30 ③IVECO-38	✓	✓	✓	✓		
					VCM-IMMOBILIZER	①SMART OBDII-16 ②IVECO-30 ③IVECO-38	✓	✓	✓	✓		
				SUSPENSIONS	ECAS WABCO CAN	①SMART OBDII-16 ②IVECO-30 ③IVECO-38	✓	✓	✓	✓		
	MULTIPLEXER	BODY COMPUTER 2		①SMART OBDII-16 ②IVECO-30 ③IVECO-38	✓	✓	✓	✓				
		DRIVER DOOR MODULE		①SMART OBDII-16 ②IVECO-30 ③IVECO-38	✓	✓	✓	✓				

VEHICLE	MODEL / SYSTEM / SUB.SYS.				CONNECTOR	INFO	RDTc	CDTC	DS	ACT	Spec.Func	
				MULTIPLEXER	EXPANSION MODULE	①SMART OBDII-16 ②IVECO-30 ③IVECO-38	✓	✓	✓	✓		
					FRONT FRAME COMPUTER	①SMART OBDII-16 ②IVECO-30 ③IVECO-38	✓	✓	✓	✓		
					PASSENGER DOOR MODULE	①SMART OBDII-16 ②IVECO-30 ③IVECO-38	✓	✓	✓	✓		
					REAR FRAME COMPUTER	①SMART OBDII-16 ②IVECO-30 ③IVECO-38	✓	✓	✓	✓		
	AD CNG				SUSPENSIONS	ECAS WABCO CAN	①SMART OBDII-16 ②IVECO-30 ③IVECO-38	✓	✓	✓	✓	
					MULTIPLEXER	BODY COMPUTER	①SMART OBDII-16 ②IVECO-30 ③IVECO-38	✓	✓	✓	✓	
						DRIVER DOOR MODULE	①SMART OBDII-16 ②IVECO-30 ③IVECO-38	✓	✓	✓	✓	
						FRONT FRAME COMPUTER	①SMART OBDII-16 ②IVECO-30 ③IVECO-38	✓	✓	✓	✓	
						PASSENGER DOOR MODULE	①SMART OBDII-16 ②IVECO-30 ③IVECO-38	✓	✓	✓	✓	
						REAR FRAME COMPUTER	①SMART OBDII-16 ②IVECO-30 ③IVECO-38	✓	✓	✓	✓	
	AT-N\AD-N CNG M.Y.2008				ENGINE	VCM-IMMOBILIZER	①SMART OBDII-16 ②IVECO-30 ③IVECO-38	✓	✓	✓	✓	
					SUSPENSIONS	ECAS WABCO CAN	①SMART OBDII-16 ②IVECO-30 ③IVECO-38	✓	✓	✓	✓	
					MULTIPLEXER	BODY COMPUTER 2	①SMART OBDII-16 ②IVECO-30 ③IVECO-38	✓	✓	✓	✓	
						DRIVER DOOR MODULE	①SMART OBDII-16 ②IVECO-30 ③IVECO-38	✓	✓	✓	✓	
						EXPANSION MODULE	①SMART OBDII-16 ②IVECO-30 ③IVECO-38	✓	✓	✓	✓	
						FRONT FRAME COMPUTER	①SMART OBDII-16 ②IVECO-30 ③IVECO-38	✓	✓	✓	✓	
						PASSENGER DOOR MODULE	①SMART OBDII-16 ②IVECO-30 ③IVECO-38	✓	✓	✓	✓	
	REAR FRAME COMPUTER	①SMART OBDII-16 ②IVECO-30 ③IVECO-38	✓	✓	✓	✓						
					ENGINE	EDC MS 6.2 BOSCH	①SMART OBDII-16 ②IVECO-30 ③IVECO-38	✓	✓	✓	✓	

VEHICLE	MODEL / SYSTEM / SUB.SYS.					CONNECTOR	INFO	RDTc	CDTC	DS	ACT	Spec.Func
Trakker	Euro -\2\3	Trakker	SUSPENSION	ECAS WABCO CAN	①SMART OBDII-16 ②IVECO-30 ③IVECO-38	✓	✓	✓	✓			
			MULTIPEXER	DRIVER DOOR MODULE	①SMART OBDII-16 ②IVECO-30 ③IVECO-38	✓	✓	✓	✓			
				FRONT FRAME COMPUTER	①SMART OBDII-16 ②IVECO-30 ③IVECO-38	✓	✓	✓	✓			
				PASSENGER DOOR MODULE	①SMART OBDII-16 ②IVECO-30 ③IVECO-38	✓	✓	✓	✓			
				REAR FRAME COMPUTER	①SMART OBDII-16 ②IVECO-30 ③IVECO-38	✓	✓	✓	✓			
		Trakker E.E.M.Y.2008	ENGINE	VCM-IMMOBILIZER	①SMART OBDII-16 ②IVECO-30 ③IVECO-38	✓	✓	✓	✓			
			MULTIPEXER	DRIVER DOOR MODULE	①SMART OBDII-16 ②IVECO-30 ③IVECO-38	✓	✓	✓	✓			
				EXPANSION MODULE	①SMART OBDII-16 ②IVECO-30 ③IVECO-38	✓	✓	✓	✓			
				PASSENGER DOOR MODULE	①SMART OBDII-16 ②IVECO-30 ③IVECO-38	✓	✓	✓	✓			
				TRAKKER CHASSIS ELECTRONIC MODULE	①SMART OBDII-16 ②IVECO-30 ③IVECO-38	✓	✓	✓	✓			
	DASHBOARD		IC TRAKKER	①SMART OBDII-16 ②IVECO-30 ③IVECO-38	✓	✓	✓	✓				
	Euro 4\5\EEV	ENGINE	DENOXTRONIC 2	①SMART OBDII-16 ②IVECO-30 ③IVECO-38	✓	✓	✓	✓				
			VCM-IMMOBILIZER	①SMART OBDII-16 ②IVECO-30 ③IVECO-38	✓	✓	✓	✓				
		SUSPENSION	ECAS WABCO CAN	①SMART OBDII-16 ②IVECO-30 ③IVECO-38	✓	✓	✓	✓				
		MULTIPEXER	DRIVER DOOR MODULE	①SMART OBDII-16 ②IVECO-30 ③IVECO-38	✓	✓	✓	✓				
			EXPANSION MODULE	①SMART OBDII-16 ②IVECO-30 ③IVECO-38	✓	✓	✓	✓				
			PASSENGER DOOR MODULE	①SMART OBDII-16 ②IVECO-30 ③IVECO-38	✓	✓	✓	✓				
			TRAKKER CHASSIS ELECTRONIC MODULE	①SMART OBDII-16 ②IVECO-30 ③IVECO-38	✓	✓	✓	✓				
DASHBOARD		IC TRAKKER	①SMART OBDII-16 ②IVECO-30 ③IVECO-38	✓	✓	✓	✓					

VEHICLE	MODEL / SYSTEM / SUB.SYS.				CONNECTOR	INFO	RDTC	CDTC	DS	ACT	Spec.Func
	EuroTech	MH-MP Cursor		ENGINE	EDC MS 6.2 BOSCH	①SMART OBDII-16 ②IVECO-30 ③IVECO-38	✓	✓	✓	✓	
				BRAKING SYSTEMS	EBS WABCO	①SMART OBDII-16 ②IVECO-30 ③IVECO-38	✓	✓	✓	✓	
		MH RSU Cursor		ENGINE	EDC MS 6.2 BOSCH	①SMART OBDII-16 ②IVECO-30 ③IVECO-38	✓	✓	✓	✓	
	EuroStar	LD Cursor		ENGINE	EDC MS 6.2 BOSCH	①SMART OBDII-16 ②IVECO-30 ③IVECO-38	✓	✓	✓	✓	
				BRAKING SYSTEMS	EBS WABCO	①SMART OBDII-16 ②IVECO-30 ③IVECO-38	✓	✓	✓	✓	
	EuroTrakker	MP Cursor		ENGINE	EDC MS 6.2 BOSCH	①SMART OBDII-16 ②IVECO-30 ③IVECO-38	✓	✓	✓	✓	
				BRAKING SYSTEMS	EBS WABCO	①SMART OBDII-16 ②IVECO-30 ③IVECO-38	✓	✓	✓	✓	
	EuroFire	Euro -\2\3	ML Tector M.Y.2002	ENGINE	EDC 7 BOSCH	①SMART OBDII-16 ②IVECO-30 ③IVECO-38	✓	✓	✓	✓	
			ML Tector M.Y.2003	ENGINE	EDC 7 BOSCH	①SMART OBDII-16 ②IVECO-30 ③IVECO-38	✓	✓	✓	✓	
		Euro 4\5	ML Tector M.Y.2006	ENGINE	DeNoxtronic 2	①SMART OBDII-16 ②IVECO-30 ③IVECO-38	✓	✓	✓	✓	
					VCM-IMMOBILIZER	①SMART OBDII-16 ②IVECO-30 ③IVECO-38	✓	✓	✓	✓	
				MULTIPLEXER	EXPANSION MODULE	①SMART OBDII-16 ②IVECO-30 ③IVECO-38	✓	✓	✓	✓	
	EuroMover	Euro -\2\3		ENGINE	EDC MS 6.2 BOSCH	①SMART OBDII-16 ②IVECO-30 ③IVECO-38	✓	✓	✓	✓	
	Seddon Atkinson	Euro -\2\3	R5 Strato - M5 Pacer	ENGINE	EDC 7 BOSCH	①SMART OBDII-16 ②IVECO-30 ③IVECO-38	✓	✓	✓	✓	
R6 Strato - M6 Pacer			ENGINE	EDC MS 6.2 BOSCH	①SMART OBDII-16 ②IVECO-30 ③IVECO-38	✓	✓	✓	✓		
T6 Strato				EDC MS 6.2 BOSCH	①SMART OBDII-16 ②IVECO-30 ③IVECO-38	✓	✓	✓	✓		
PowerDaily	Euro -\2\3		ENGINE	EDC 16 BOSCH	①SMART OBDII-16 ②IVECO-30 ③IVECO-38	✓	✓	✓	✓		
				EDC MS6.3 BOSCH	①SMART OBDII-16 ②IVECO-30 ③IVECO-38	✓	✓	✓	✓		
HD_MACK		128 Engine control unit			①SMART OBDII-16 ②OBD-6 ③OBD-9	✓	✓	✓	✓		

VEHICLE	MODEL / SYSTEM / SUB.SYS.				CONNECTOR	INFO	RDTc	CDTC	DS	ACT	Spec.Func
	V-MAC IV				140 Information display	①SMART OBDII-16 ②OBD-6 ③OBD-9	✓	✓	✓	✓	
					144 Vehicle control unit	①SMART OBDII-16 ②OBD-6 ③OBD-9	✓	✓	✓	✓	
VEHICLE		E 2000	Engine/Exhaust post-treatment	Refer to the following of SYSTEM MODE							
			Brakes/Sustained-action brakes								
			Climate control/auxiliary heaters								
		E 2000 Evolution	Engine/Exhaust post-treatment								
			Brakes/Sustained-action brakes								
			Climate control/auxiliary heaters								
		F 2000	Engine/Exhaust post-treatment								
			Brakes/Sustained-action brakes								
			Climate control/auxiliary heaters								
		F 2000 Evolution	Engine/Exhaust post-treatment								
			Brakes/Sustained-action brakes								
			Climate control/auxiliary heaters								
		F 90	Engine/Exhaust post-treatment								
			Brakes/Sustained-action brakes								
		L 2000	Engine/Exhaust post-treatment								
			Brakes/Sustained-action brakes								
			Climate control/auxiliary heaters								
		LE 2000	Engine/Exhaust post-treatment								
			Brakes/Sustained-action brakes								
			Climate control/auxiliary heaters								
		M 2000	Engine/Exhaust post-treatment								
			Brakes/Sustained-action brakes								
			Climate control/auxiliary heaters								
		M 2000 L Evolution	Engine/Exhaust post-treatment								
			Brakes/Sustained-action brakes								
			Climate control/auxiliary heaters								
		M 2000 M Evolution	Engine/Exhaust post-treatment								
			Brakes/Sustained-action brakes								
			Climate control/auxiliary heaters								
		M 90	Engine/Exhaust post-treatment								
			Brakes/Sustained-action brakes								
		ME 2000	Engine/Exhaust post-treatment								
			Brakes/Sustained-action brakes								
			Climate control/auxiliary heaters								
		TG-A	Engine/Exhaust post-treatment								
			Brakes/Sustained-action brakes								
Climate control/auxiliary heaters											
Central computer/instrumentation											
Comfort/assistance/safety systems											
Running gear/Steering											
TG-L	Engine/Exhaust post-treatment										
	Brakes/Sustained-action brakes										
	Climate control/auxiliary heaters										
	Central computer/instrumentation										
	Gearbox/Powertrain										
	Engine/Exhaust post-treatment										
	Brakes/Sustained-action brakes										
	Climate control/auxiliary heaters										

VEHICLE	MODEL / SYSTEM / SUB.SYS.		CONNECTOR	INFO	RDTc	CDTC	DS	ACT	Spec.Func	
HD_MAN 	TG-M	Central computer/instrumentation								
		Comfort/assistance/safety systems								
		Running gear/Steering								
		Gearbox/Powertrain								
		TG-S	Engine/Exhaust post-treatment							
			Brakes/Sustained-action brakes							
			Climate control/auxiliary heaters							
			Central computer/instrumentation							
			Comfort/assistance/safety systems							
			Running gear/Steering							
		TG-X	Gearbox/Powertrain							
			Engine/Exhaust post-treatment							
	Brakes/Sustained-action brakes									
	Climate control/auxiliary heaters									
	Central computer/instrumentation									
	Comfort/assistance/safety systems									
	SYSTEM	Vehicle search								
		Brakes/Sustained-action brakes	Quick test							
			EBS 2.2 Knorr	①SMART OBDII-16	✓	✓	✓	✓		FREEZE FRAME
			EBS 5, Knorr	①OBD-6&9 II	✓	✓	✓	✓		FREEZE FRAME
			EBS 2,Wabco	①OBD-6&9 II	✓	✓	✓			FREEZE FRAME
			Haldex ECAM	①SMART OBDII-16	✓	✓	✓			FREEZE FRAME
			ZF Intarder	①SMART OBDII-16	✓	✓	✓	✓		FREEZE FRAME
			Retarder R115E/R120-3/R133-2 Voith	①SMART OBDII-16	✓	✓	✓	✓		FREEZE FRAME
			PriTarder(Voith water pump retarder)	①SMART OBDII-16	✓	✓	✓	✓		FREEZE FRAME
		Engine/Exhaust post-treatment	Quick test							
			EDC MS6.1 BOSCH	①SMART OBDII-16	✓	✓	✓	✓		FREEZE FRAME
EDC 7 BOSCH			①SMART OBDII-16	✓	✓	✓	✓		FREEZE FRAME	
EDC 7C32,Bosch			①SMART OBDII-16	✓	✓	✓			FREEZE FRAME	
EDC MS 6.4,Bosch			①SMART OBDII-16	✓	✓	✓	✓			
EDC 7 master,Bosch			①SMART OBDII-16	✓	✓	✓	✓		FREEZE FRAME	
EDC 7 slave,Bosch			①SMART OBDII-16	✓	✓	✓	✓		FREEZE FRAME	
EDC 7C32 Master,Bosch			①SMART OBDII-16	✓	✓	✓	✓		FREEZE FRAME	
EDC 7C32 Slave,Bosch			①SMART OBDII-16	✓	✓	✓	✓		FREEZE FRAME	
Gas ME 7,Bosch			①SMART OBDII-16	✓	✓	✓	✓		FREEZE FRAME	
CRT(self-cleaning prarticle filter)MAN		①SMART OBDII-16	✓	✓	✓	✓		FREEZE FRAME		
Running gear/Steering		Quick test								
		ECAS 2 Wabco	①SMART OBDII-16	✓	✓	✓	✓		FREEZE FRAME	
		RAS-EC1 steering system,rear axle,ZF	①SMART OBDII-16	✓	✓	✓	✓		FREEZE FRAME	
		Electrohydraulic steering system(EHLA)ME	①OBD-6&9 II	✓	✓	✓			FREEZE FRAME	
Gearbox/Powertrain		Quick test								
		ASTRONIC ZF	①SMART OBDII-16	✓	✓	✓	✓		FREEZE FRAME	
		ASTRONIC mid ZF	①SMART OBDII-16	✓	✓	✓	✓		FREEZE FRAME	
		6AS 850 ASTRONIC lite ZF	①OBD-6&9 II	✓	✓	✓	✓		FREEZE FRAME	
		Ecomat 2/4 ZF	①SMART OBDII-16	✓	✓	✓	✓		FREEZE FRAME	
		DIWA.5 Voith Turbo	①SMART OBDII-16	✓	✓	✓	✓		FREEZE FRAME	
		EcoLife,ZF	①OBD-6&9 II	✓	✓	✓			FREEZE FRAME	
		Hydro Drive MAN	①SMART OBDII-16	✓	✓	✓	✓		FREEZE FRAME	
		Torque converter and clutch system TC2 ZF	①OBD-6&9 II	✓	✓	✓			FREEZE FRAME	
		VSM SVDO	①SMART OBDII-16	✓	✓	✓	✓		FREEZE FRAME	
Air-conditioning		Quick test								
		Behr/GKR air-conditioning control	①SMART OBDII-16	✓	✓	✓	✓		FREEZE FRAME	
		Air-conditioning system KR 49x Bader	①SMART OBDII-16	✓	✓	✓			FREEZE FRAME	

VEHICLE	MODEL / SYSTEM / SUB.SYS.		CONNECTOR	INFO	RDTC	CDTC	DS	ACT	Spec.Func	
	Climate control/auxiliary heaters	Heatingair conditioningauxiliary air conditioning BHTC,Behr	①SMART OBDII-16	✓	✓	✓	✓		FREEZE FRAME	
		Behr independent air-conditioning system SKG	①SMART OBDII-16	✓	✓	✓	✓		FREEZE FRAME	
		D1LC-/D3LC Compact,Eberspächer	①SMART OBDII-16	✓	✓	✓	✓		FREEZE FRAME	
		Air Top 3500 ST,Webasto	①SMART OBDII-16	✓	✓	✓	✓		FREEZE FRAME	
		Hydronic D5W,Eberspächer	①SMART OBDII-16	✓	✓	✓	✓		FREEZE FRAME	
		Thermo 50,Webasto	①SMART OBDII-16	✓	✓	✓	✓		FREEZE FRAME	
		Hydronic 24/30/35,Eberapächer	①SMART OBDII-16	✓	✓	✓	✓		FREEZE FRAME	
		Air Top 3500,Webasto SG 1580 old	①SMART OBDII-16	✓	✓	✓	✓		FREEZE FRAME	
		Air Top 2000 OEM,Webasto	①SMART OBDII-16	✓	✓	✓	✓		FREEZE FRAME	
	Central computer/instrumentation	Quick test								
		VDO-Kienzle instrumentation	①SMART OBDII-16	✓	✓	✓	✓		FREEZE FRAME	
		Instrumentation Stoneridge Electronics	①SMART OBDII-16	✓	✓	✓	✓		FREEZE FRAME	
		VDO FFR	①SMART OBDII-16	✓	✓	✓	✓		FREEZE FRAME	
		CBR II Wabco up to version E5	①SMART OBDII-16	✓	✓	✓	✓		FREEZE FRAME	
		ZBRO control unit software status 'ZR_103' or earlier	①SMART OBDII-16	✓	✓	✓			FREEZE FRAME	
		ZBRO control unit software status 'ZR_104'	①SMART OBDII-16	✓	✓	✓			FREEZE FRAME	
	Comfort/assistance/safety systems	VDO KSM	①SMART OBDII-16	✓	✓	✓	✓		FREEZE FRAME	
		ZFR MAN	①OBD-6&9 II	✓	✓	✓	✓		FREEZE FRAME	
		Quick test								
		LGS ITERIS	①OBD-6&9 II	✓	✓	✓	✓		FREEZE FRAME	
		Tire Pressure Monitor(TPM) Wabco	①OBD-6&9 II	✓	✓	✓			FREEZE FRAME	
		Telematik Boardmodul(TBM) OHB	①OBD-6&9 II	✓	✓	✓	✓		FREEZE FRAME	
	Central computer,marine and auxiliary engines	Door module TRW	①SMART OBDII-16	✓	✓	✓			FREEZE FRAME	
		Universal mobile phone preparation(UHV)FWD	①SMART OBDII-16	✓			✓			
		BOSCH airbag	①SMART OBDII-16	✓	✓	✓			FREEZE FRAME	
		Quick test								
	Ship vehicle management computer(SFFR)	Ship vehicle management computer(SFFR)	①SMART OBDII-16	✓	✓	✓			FREEZE FRAME	
		SAE J1708 Engine		①OBD-6&9						
				②OBD-6		✓	✓	✓		
				③OBD-9						
SAE J1708 Transmission			①OBD-6&9							
			②OBD-6		✓	✓	✓			
			③OBD-9							
SAE J1708 Brake			①OBD-6&9							
			②OBD-6		✓	✓	✓			
		③OBD-9								
SAE J1708 Instrument Panel		①OBD-6&9								
		②OBD-6		✓	✓	✓				
		③OBD-9								
SAE J1708 Vehicle Management		①OBD-6&9								
		②OBD-6		✓	✓	✓				
		③OBD-9								
SAE J1708 Fuel System		①OBD-6&9								
		②OBD-6		✓	✓	✓				
		③OBD-9								
SAE J1708 Cab Climate		①OBD-6&9								
		②OBD-6		✓	✓	✓				
		③OBD-9								
SAE J1708 Particulate		①OBD-6&9								
		②OBD-6		✓	✓	✓				
		③OBD-9								
SAE J1939 Engine		①OBD-6&9								
		②OBD-9		✓	✓	✓				

HD_OBD


HEAVY DUTY
STANDARD

VEHICLE	MODEL / SYSTEM / SUB.SYS.		CONNECTOR	INFO	RDTc	CDTC	DS	ACT	Spec.Func	
114	ABS	Wabco D	①SMART OBDII-16 ②R16-OBd16	✓	✓	✓				
	DIESEL INJECTION	Bosch PDE EDC MS 6.2	①SMART OBDII-16 ②R16-OBd16	✓	✓	✓	✓			
	BRAKER POWER SUPPORT	Retarder	①SMART OBDII-16 ②R16-OBd16	✓	✓	✓	✓			
	EBS	Knorr EBS 2.2	①SMART OBDII-16 ②R16-OBd16	✓	✓	✓	✓			
	SUSPENSIONS	Wabco ELC Generation 1	①SMART OBDII-16 ②R16-OBd16	✓	✓	✓				
		Wabco ELC Generation 2	①SMART OBDII-16 ②R16-OBd16	✓	✓	✓				
	124	ABS	Wabco D	①SMART OBDII-16 ②R16-OBd16	✓	✓	✓			
		DIESEL INJECTION	Bosch PDE EDC MS 6.2	①SMART OBDII-16 ②R16-OBd16	✓	✓	✓	✓		
			Bosch EDC MS 5	①SMART OBDII-16 ②R16-OBd16	✓	✓	✓	✓		
			Bosch HPI EDC S 6	①SMART OBDII-16 ②R16-OBd16	✓	✓	✓	✓		
		BRAKER POWER SUPPORT	Retarder	①SMART OBDII-16 ②R16-OBd16	✓	✓	✓	✓		
		EBS	Knorr EBS 2.2	①SMART OBDII-16 ②R16-OBd16	✓	✓	✓	✓		
		SUSPENSIONS	Wabco ELC Generation 1	①SMART OBDII-16 ②R16-OBd16	✓	✓	✓			
	Wabco ELC Generation 2		①SMART OBDII-16 ②R16-OBd16	✓	✓	✓				
	144	ABS	Wabco D	①SMART OBDII-16 ②R16-OBd16	✓	✓	✓			
		DIESEL INJECTION	Bosch EDC MS 5	①SMART OBDII-16 ②R16-OBd16	✓	✓	✓	✓		
		BRAKER POWER SUPPORT	Retarder	①SMART OBDII-16 ②R16-OBd16	✓	✓	✓	✓		
		EBS	Knorr EBS 2.2	①SMART OBDII-16 ②R16-OBd16	✓	✓	✓	✓		
		SUSPENSIONS	Wabco ELC Generation 1	①SMART OBDII-16 ②R16-OBd16	✓	✓	✓			
			Wabco ELC Generation 2	①SMART OBDII-16 ②R16-OBd16	✓	✓	✓			
	164	ABS	Wabco D	①SMART OBDII-16 ②R16-OBd16	✓	✓	✓			
DIESEL INJECTION		Bosch PDE EDC MS 6.2	①SMART OBDII-16 ②R16-OBd16	✓	✓	✓	✓			
BRAKER POWER SUPPORT		Retarder	①SMART OBDII-16 ②R16-OBd16	✓	✓	✓	✓			
EBS		Knorr EBS 2.2	①SMART OBDII-16 ②R16-OBd16	✓	✓	✓	✓			
SUSPENSIONS		Wabco ELC Generation 1	①SMART OBDII-16 ②R16-OBd16	✓	✓	✓				
		Wabco ELC Generation 2	①SMART OBDII-16 ②R16-OBd16	✓	✓	✓				
	ABS	Wabco D	①SMART OBDII-16 ②R16-OBd16	✓	✓	✓				
	DIESEL INJECTION	Bosch EDC MS 5	①SMART OBDII-16 ②R16-OBd16	✓	✓	✓	✓			

HD_SCANIA



VEHICLE	MODEL / SYSTEM / SUB.SYS.			CONNECTOR	INFO	RDTc	CDTC	DS	ACT	Spec.Func
94	BRAKER POWER SUPPORT	Retarder	①SMART OBDII-16 ②R16-OBd16	✓	✓	✓	✓			
		EBS	Knorr EBS 2.2	①SMART OBDII-16 ②R16-OBd16	✓	✓	✓	✓		
	SUSPENSIONS	Wabco ELC Generation 1	①SMART OBDII-16 ②R16-OBd16	✓	✓	✓				
		Wabco ELC Generation 2	①SMART OBDII-16 ②R16-OBd16	✓	✓	✓				
	P	APS		①OBD-6&9 II	✓	✓	✓	✓		
		BMS		①OBD-6&9 II	✓	✓	✓	✓		
		CCS		①OBD-6&9 II	✓	✓	✓	✓		
		COO		①OBD-6&9 II	✓	✓	✓	✓		
		EMS		①OBD-6&9 II	✓	✓	✓	✓		
		ICL		①OBD-6&9 II	✓	✓	✓	✓		
		SMS		①OBD-6&9 II	✓	✓	✓	✓		
		VIS		①OBD-6&9 II	✓	✓	✓	✓		
	G	APS		①OBD-6&9 II	✓	✓	✓	✓		
		BMS		①OBD-6&9 II	✓	✓	✓	✓		
		CCS		①OBD-6&9 II	✓	✓	✓	✓		
		COO		①OBD-6&9 II	✓	✓	✓	✓		
		EMS		①OBD-6&9 II	✓	✓	✓	✓		
		ICL		①OBD-6&9 II	✓	✓	✓	✓		
		SMS		①OBD-6&9 II	✓	✓	✓	✓		
		VIS		①OBD-6&9 II	✓	✓	✓	✓		
	R	APS		①OBD-6&9 II	✓	✓	✓	✓		
		BMS		①OBD-6&9 II	✓	✓	✓	✓		
		CCS		①OBD-6&9 II	✓	✓	✓	✓		
		COO		①OBD-6&9 II	✓	✓	✓	✓		
		EMS		①OBD-6&9 II	✓	✓	✓	✓		
		ICL		①OBD-6&9 II	✓	✓	✓	✓		
		SMS		①OBD-6&9 II	✓	✓	✓	✓		
		VIS		①OBD-6&9 II	✓	✓	✓	✓		
HOWO	DENSO diesel common rail diagnostic system		①OBD-6&9 II	✓	✓	✓	✓		1.Freeze frame 2.Clear faults. 3.Read Injector data	
	Hino engine system		①DIESEL-16	✓	✓	✓	✓	✓		
	EGR system		①SMART OBDII-16	✓	✓	✓	✓		1.ECU operating condition 2.EGR test 3.Calibration	
	CBCU system		①DIESEL-16	✓	✓	✓				
	ABS system		①DIESEL-16		✓	✓	✓		1.Motivate ABS	
	AMT system		①OBD-6&9 II		✓	✓	✓		1.Shift handle test	
STEYR KING	DENSO diesel common rail diagnostic system		①OBD-6&9 II	✓	✓	✓	✓		1.Freeze frame 2.Clear faults. 3.Read Injector data	
	Hino engine system		①DIESEL-16	✓	✓	✓	✓	✓		
	EGR system		①SMART OBDII-16	✓	✓	✓	✓		1.ECU operating condition 2.EGR test 3.Calibration	
	CBCU system		①DIESEL-16	✓	✓	✓				
	ABS system		①DIESEL-16		✓	✓	✓		1.Motivate ABS	
	AMT system		①OBD-6&9 II		✓	✓	✓		1.Shift handle test	

VEHICLE	MODEL / SYSTEM / SUB.SYS.		CONNECTOR	INFO	RDTc	CDTC	DS	ACT	Spec.Func	
 中国重汽 SINOTRUK	GOLD KING	DENSO diesel common rail diagnostic system	①OBD-6&9 II	✓	✓	✓	✓		1.Freeze frame 2.Clear faults. 3.Read Injector data	
		Hino engine system	①DIESEL-16	✓	✓	✓	✓	✓		
		EGR system	①SMART OBDII-16	✓	✓	✓	✓			1.ECU operating condition 2.EGR test 3.Calibration
		CBCU system	①DIESEL-16	✓	✓	✓				
		ABS system	①DIESEL-16		✓	✓	✓			1.Motivate ABS
		AMT system	①OBD-6&9 II		✓	✓	✓			1.Shift handle test
	HAO JUN	DENSO diesel common rail diagnostic system	①OBD-6&9 II	✓	✓	✓	✓			1.Freeze frame 2.Clear faults. 3.Read Injector data
		Hino engine system	①DIESEL-16	✓	✓	✓	✓	✓		
		EGR system	①SMART OBDII-16	✓	✓	✓	✓			1.ECU operating condition 2.EGR test 3.Calibration
		CBCU system	①DIESEL-16	✓	✓	✓				
		ABS system	①DIESEL-16		✓	✓	✓			1.Motivate ABS
		AMT system	①OBD-6&9 II		✓	✓	✓			1.Shift handle test
COMP04	MID 128 Engine ECU	MID 128 Engine ECU	①OBD-6 ②OBD-9 ③OBD-6&9 ④VOLVO-8	✓	✓	✓				
		MID 130 Transmission ECU	①OBD-6 ②OBD-9 ③OBD-6&9 ④VOLVO-8	✓	✓	✓				
		MID 140 Information display	①OBD-6 ②OBD-9 ③OBD-6&9 ④VOLVO-8	✓	✓	✓				
		MID 144 Vehicle ECU	①OBD-6 ②OBD-9 ③OBD-6&9 ④VOLVO-8	✓	✓	✓				
		MID 146 Climate unit	①OBD-6 ②OBD-9 ③OBD-6&9 ④VOLVO-8	✓	✓	✓				
		MID 249 BBM, body builder module	①OBD-6 ②OBD-9 ③OBD-6&9 ④VOLVO-8	✓	✓	✓				
	MID 128 Engine ECU	MID 128 Engine ECU	①OBD-6 ②OBD-9 ③OBD-6&9 ④VOLVO-8	✓	✓	✓	✓			
		MID 130 Transmission ECU	①OBD-6 ②OBD-9 ③OBD-6&9 ④VOLVO-8	✓	✓	✓				

VEHICLE	MODEL / SYSTEM / SUB.SYS.		CONNECTOR	INFO	RDTc	CDTC	DS	ACT	Spec.Func
	FE	MID 140 Information display	①OBD-6 ②OBD-9 ③OBD-6&9 ④VOLVO-8	✓	✓	✓			
		MID 144 Vehicle ECU	①OBD-6 ②OBD-9 ③OBD-6&9 ④VOLVO-8	✓	✓	✓	✓		
		MID 146 Climate unit	①OBD-6 ②OBD-9 ③OBD-6&9 ④VOLVO-8	✓	✓	✓			
		MID 249 BBM, body builder module	①OBD-6 ②OBD-9 ③OBD-6&9 ④VOLVO-8	✓	✓	✓			
	FH	MID 128 Engine ECU	①OBD-6 ②OBD-9 ③OBD-6&9 ④VOLVO-8	✓	✓	✓	✓		
		MID 130 Transmission ECU	①OBD-6 ②OBD-9 ③OBD-6&9 ④VOLVO-8	✓	✓	✓	✓		
		MID 140 Information display	①OBD-6 ②OBD-9 ③OBD-6&9 ④VOLVO-8	✓	✓	✓	✓		
		MID 144 Vehicle ECU	①OBD-6 ②OBD-9 ③OBD-6&9 ④VOLVO-8	✓	✓	✓	✓		
		MID 146 Climate unit	①OBD-6 ②OBD-9 ③OBD-6&9 ④VOLVO-8	✓	✓	✓			
		MID 249 BBM, body builder module	①OBD-6 ②OBD-9 ③OBD-6&9 ④VOLVO-8	✓	✓	✓	✓		
	FH12	MID 128 Engine ECU	①OBD-6 ②OBD-9 ③OBD-6&9 ④VOLVO-8	✓	✓	✓	✓		
		MID 130 Transmission ECU	①OBD-6 ②OBD-9 ③OBD-6&9 ④VOLVO-8	✓	✓	✓	✓		
MID 140 Information display		①OBD-6 ②OBD-9 ③OBD-6&9 ④VOLVO-8	✓	✓	✓	✓			


VEHICLE	MODEL / SYSTEM / SUB.SYS.			CONNECTOR	INFO	RDTc	CDTC	DS	ACT	Spec.Func	
		MID 144 Vehicle ECU	①OBD-6 ②OBD-9 ③OBD-6&9 ④VOLVO-8	✓	✓	✓	✓				
		MID 146 Climate unit	①OBD-6 ②OBD-9 ③OBD-6&9 ④VOLVO-8	✓	✓	✓					
		MID 249 BBM, body builder module	①OBD-6 ②OBD-9 ③OBD-6&9 ④VOLVO-8	✓	✓	✓	✓				
	FH16	MID 128 Engine ECU	①OBD-6 ②OBD-9 ③OBD-6&9 ④VOLVO-8	✓	✓	✓	✓				
		MID 130 Transmission ECU	①OBD-6 ②OBD-9 ③OBD-6&9 ④VOLVO-8	✓	✓	✓	✓				
		MID 140 Information display	①OBD-6 ②OBD-9 ③OBD-6&9 ④VOLVO-8	✓	✓	✓	✓				
		MID 144 Vehicle ECU	①OBD-6 ②OBD-9 ③OBD-6&9 ④VOLVO-8	✓	✓	✓	✓				
		MID 146 Climate unit	①OBD-6 ②OBD-9 ③OBD-6&9 ④VOLVO-8	✓	✓	✓					
	FH565	MID 249 BBM, body builder module	①OBD-6 ②OBD-9 ③OBD-6&9 ④VOLVO-8	✓	✓	✓					
		MID 128 Engine ECU	①OBD-6 ②OBD-9 ③OBD-6&9 ④VOLVO-8	✓	✓	✓					
		MID 130 Transmission ECU	①OBD-6 ②OBD-9 ③OBD-6&9 ④VOLVO-8	✓	✓	✓					
		MID 140 Information display	①OBD-6 ②OBD-9 ③OBD-6&9 ④VOLVO-8	✓	✓	✓	✓				
		MID 144 Vehicle ECU	①OBD-6 ②OBD-9 ③OBD-6&9 ④VOLVO-8	✓	✓	✓					

VEHICLE	MODEL / SYSTEM / SUB.SYS.		CONNECTOR	INFO	RDTc	CDTC	DS	ACT	Spec.Func
FL		MID 146 Climate unit	①OBD-6 ②OBD-9 ③OBD-6&9 ④VOLVO-8	✓	✓	✓			
		MID 249 BBM, body builder module	①OBD-6 ②OBD-9 ③OBD-6&9 ④VOLVO-8	✓	✓	✓			
		MID 128 Engine ECU	①OBD-6 ②OBD-9 ③OBD-6&9 ④VOLVO-8	✓	✓	✓	✓		
		MID 130 Transmission ECU	①OBD-6 ②OBD-9 ③OBD-6&9 ④VOLVO-8	✓	✓	✓			
		MID 140 Information display	①OBD-6 ②OBD-9 ③OBD-6&9 ④VOLVO-8	✓	✓	✓			
		MID 144 Vehicle ECU	①OBD-6 ②OBD-9 ③OBD-6&9 ④VOLVO-8	✓	✓	✓	✓		
		MID 146 Climate unit	①OBD-6 ②OBD-9 ③OBD-6&9 ④VOLVO-8	✓	✓	✓			
		MID 249 BBM, body builder module	①OBD-6 ②OBD-9 ③OBD-6&9 ④VOLVO-8	✓	✓	✓	✓		
		MID 128 Engine ECU	①OBD-6 ②OBD-9 ③OBD-6&9 ④VOLVO-8	✓	✓	✓	✓		
		MID 130 Transmission ECU	①OBD-6 ②OBD-9 ③OBD-6&9 ④VOLVO-8	✓	✓	✓	✓		
		MID 140 Information display	①OBD-6 ②OBD-9 ③OBD-6&9 ④VOLVO-8	✓	✓	✓	✓		
		MID 144 Vehicle ECU	①OBD-6 ②OBD-9 ③OBD-6&9 ④VOLVO-8	✓	✓	✓	✓		
		MID 146 Climate unit	①OBD-6 ②OBD-9 ③OBD-6&9 ④VOLVO-8	✓	✓	✓			

VEHICLE	MODEL / SYSTEM / SUB.SYS.		CONNECTOR	INFO	RDTc	CDTC	DS	ACT	Spec.Func
VERSION2	FM	MID 163 Immobilizer	①OBD-6 ②OBD-9 ③OBD-6&9 ④VOLVO-8	✓	✓	✓			
		MID 179 FMS Gateway	①OBD-6 ②OBD-9 ③OBD-6&9 ④VOLVO-8	✓	✓	✓			
		MID 216 Outer lighting control unit (LCM)	①OBD-6 ②OBD-9 ③OBD-6&9 ④VOLVO-8	✓	✓	✓	✓		
		MID 220 Tachograph	①OBD-6 ②OBD-9 ③OBD-6&9 ④VOLVO-8	✓	✓	✓			
		MID 222 Retarder ECU	①OBD-6 ②OBD-9 ③OBD-6&9 ④VOLVO-8	✓	✓	✓	✓		
		MID 232 Airbag, control unit (SRS)	①OBD-6 ②OBD-9 ③OBD-6&9 ④VOLVO-8	✓	✓	✓			
		MID 233 AdBlue Dosing system control unit (ADS)	①OBD-6 ②OBD-9 ③OBD-6&9 ④VOLVO-8	✓	✓	✓			
		MID 249 BBM, body builder module	①OBD-6 ②OBD-9 ③OBD-6&9 ④VOLVO-8	✓	✓	✓	✓		
	FM12	MID 128 Engine ECU	①OBD-6 ②OBD-9 ③OBD-6&9 ④VOLVO-8	✓	✓	✓	✓		
		MID 130 Transmission ECU	①OBD-6 ②OBD-9 ③OBD-6&9 ④VOLVO-8	✓	✓	✓	✓		
		MID 140 Information display	①OBD-6 ②OBD-9 ③OBD-6&9 ④VOLVO-8	✓	✓	✓	✓		
		MID 144 Vehicle ECU	①OBD-6 ②OBD-9 ③OBD-6&9 ④VOLVO-8	✓	✓	✓	✓		
		MID 146 Climate unit	①OBD-6 ②OBD-9 ③OBD-6&9 ④VOLVO-8	✓	✓	✓			

VEHICLE	MODEL / SYSTEM / SUB.SYS.			CONNECTOR	INFO	RDTc	CDTC	DS	ACT	Spec.Func
		MID 216 Outer lighting control unit (LCM)	①OBD-6 ②OBD-9 ③OBD-6&9 ④VOLVO-8	✓	✓	✓				
		MID 249 BBM, body builder module	①OBD-6 ②OBD-9 ③OBD-6&9 ④VOLVO-8	✓	✓	✓	✓			
	FM9	MID 128 Engine ECU	①OBD-6 ②OBD-9 ③OBD-6&9 ④VOLVO-8	✓	✓	✓	✓			
		MID 130 Transmission ECU	①OBD-6 ②OBD-9 ③OBD-6&9 ④VOLVO-8	✓	✓	✓	✓			
		MID 140 Information display	①OBD-6 ②OBD-9 ③OBD-6&9 ④VOLVO-8	✓	✓	✓	✓			
		MID 144 Vehicle ECU	①OBD-6 ②OBD-9 ③OBD-6&9 ④VOLVO-8	✓	✓	✓	✓			
		MID 146 Climate unit	①OBD-6 ②OBD-9 ③OBD-6&9 ④VOLVO-8	✓	✓	✓				
		MID 249 BBM, body builder module	①OBD-6 ②OBD-9 ③OBD-6&9 ④VOLVO-8	✓	✓	✓				
	NH12	MID 128 Engine ECU	①OBD-6 ②OBD-9 ③OBD-6&9 ④VOLVO-8	✓	✓	✓	✓			
		MID 130 Transmission ECU	①OBD-6 ②OBD-9 ③OBD-6&9 ④VOLVO-8	✓	✓	✓	✓			
		MID 140 Information display	①OBD-6 ②OBD-9 ③OBD-6&9 ④VOLVO-8	✓	✓	✓	✓			
		MID 144 Vehicle ECU	①OBD-6 ②OBD-9 ③OBD-6&9 ④VOLVO-8	✓	✓	✓	✓			
		MID 146 Climate unit	①OBD-6 ②OBD-9 ③OBD-6&9 ④VOLVO-8	✓	✓	✓				

VEHICLE	MODEL / SYSTEM / SUB.SYS.			CONNECTOR	INFO	RDTc	CDTC	DS	ACT	Spec.Func
	VHD	MID 249 BBM, body builder module	①OBD-6 ②OBD-9 ③OBD-6&9 ④VOLVO-8	✓	✓	✓				
		MID 128 Engine ECU	①OBD-6 ②OBD-9 ③OBD-6&9 ④VOLVO-8	✓	✓	✓	✓			
		MID 130 Transmission ECU	①OBD-6 ②OBD-9 ③OBD-6&9 ④VOLVO-8	✓	✓	✓	✓			
		MID 140 Information display	①OBD-6 ②OBD-9 ③OBD-6&9 ④VOLVO-8	✓	✓	✓	✓			
		MID 144 Vehicle ECU	①OBD-6 ②OBD-9 ③OBD-6&9 ④VOLVO-8	✓	✓	✓	✓			
		MID 146 Climate unit	①OBD-6 ②OBD-9 ③OBD-6&9 ④VOLVO-8	✓	✓	✓				
		MID 249 BBM, body builder module	①OBD-6 ②OBD-9 ③OBD-6&9 ④VOLVO-8	✓	✓	✓				
	VM	MID 128 Engine ECU	①OBD-6 ②OBD-9 ③OBD-6&9 ④VOLVO-8	✓	✓	✓	✓			
		MID 130 Transmission ECU	①OBD-6 ②OBD-9 ③OBD-6&9 ④VOLVO-8	✓	✓	✓				
		MID 140 Information display	①OBD-6 ②OBD-9 ③OBD-6&9 ④VOLVO-8	✓	✓	✓				
		MID 144 Vehicle ECU	①OBD-6 ②OBD-9 ③OBD-6&9 ④VOLVO-8	✓	✓	✓	✓			
		MID 146 Climate unit	①OBD-6 ②OBD-9 ③OBD-6&9 ④VOLVO-8	✓	✓	✓				
		MID 249 BBM, body builder module	①OBD-6 ②OBD-9 ③OBD-6&9 ④VOLVO-8	✓	✓	✓				

VEHICLE	MODEL / SYSTEM / SUB.SYS.		CONNECTOR	INFO	RDTc	CDTC	DS	ACT	Spec.Func
	VN	MID 128 Engine ECU	①OBD-6 ②OBD-9 ③OBD-6&9 ④VOLVO-8	✓	✓	✓	✓		
		MID 130 Transmission ECU	①OBD-6 ②OBD-9 ③OBD-6&9 ④VOLVO-8	✓	✓	✓	✓		
		MID 140 Information display	①OBD-6 ②OBD-9 ③OBD-6&9 ④VOLVO-8	✓	✓	✓	✓		
		MID 144 Vehicle ECU	①OBD-6 ②OBD-9 ③OBD-6&9 ④VOLVO-8	✓	✓	✓	✓		
		MID 146 Climate unit	①OBD-6 ②OBD-9 ③OBD-6&9 ④VOLVO-8	✓	✓	✓			
		MID 249 BBM, body builder module	①OBD-6 ②OBD-9 ③OBD-6&9 ④VOLVO-8	✓	✓	✓			
	VT	MID 128 Engine ECU	①OBD-6 ②OBD-9 ③OBD-6&9 ④VOLVO-8	✓	✓	✓	✓		
		MID 130 Transmission ECU	①OBD-6 ②OBD-9 ③OBD-6&9 ④VOLVO-8	✓	✓	✓	✓		
		MID 140 Information display	①OBD-6 ②OBD-9 ③OBD-6&9 ④VOLVO-8	✓	✓	✓	✓		
		MID 144 Vehicle ECU	①OBD-6 ②OBD-9 ③OBD-6&9 ④VOLVO-8	✓	✓	✓	✓		
		MID 146 Climate unit	①OBD-6 ②OBD-9 ③OBD-6&9 ④VOLVO-8	✓	✓	✓			
		MID 249 BBM, body builder module	①OBD-6 ②OBD-9 ③OBD-6&9 ④VOLVO-8	✓	✓	✓			
		MID 128 Engine ECU	①OBD-6 ②OBD-9 ③OBD-6&9 ④VOLVO-8	✓	✓	✓	✓		

VEHICLE	MODEL / SYSTEM / SUB.SYS.			CONNECTOR	INFO	RDTc	CDTC	DS	ACT	Spec.Func	
	AC	MID 130 Transmission ECU	①OBD-6 ②OBD-9 ③OBD-6&9 ④VOLVO-8	✓	✓	✓					
		MID 140 Information display	①OBD-6 ②OBD-9 ③OBD-6&9 ④VOLVO-8	✓	✓	✓					
		MID 144 Vehicle ECU	①OBD-6 ②OBD-9 ③OBD-6&9 ④VOLVO-8	✓	✓	✓	✓				
		MID 146 Climate unit	①OBD-6 ②OBD-9 ③OBD-6&9 ④VOLVO-8	✓	✓	✓					
		MID 249 BBM, body builder module	①OBD-6 ②OBD-9 ③OBD-6&9 ④VOLVO-8	✓	✓	✓					
	FH12	MID 128 Engine ECU	①OBD-6 ②OBD-9 ③OBD-6&9 ④VOLVO-8	✓	✓	✓	✓				
		MID 130 Transmission ECU	①OBD-6 ②OBD-9 ③OBD-6&9 ④VOLVO-8	✓	✓	✓	✓				
		MID 140 Information display	①OBD-6 ②OBD-9 ③OBD-6&9 ④VOLVO-8	✓	✓	✓					
		MID 144 Vehicle ECU	①OBD-6 ②OBD-9 ③OBD-6&9 ④VOLVO-8	✓	✓	✓	✓				
		MID 146 Climate unit	①OBD-6 ②OBD-9 ③OBD-6&9 ④VOLVO-8	✓	✓	✓					
		MID 249 BBM, body builder module	①OBD-6 ②OBD-9 ③OBD-6&9 ④VOLVO-8	✓	✓	✓					
		MID 128 Engine ECU	①OBD-6 ②OBD-9 ③OBD-6&9 ④VOLVO-8	✓	✓	✓	✓				
		MID 130 Transmission ECU	①OBD-6 ②OBD-9 ③OBD-6&9 ④VOLVO-8	✓	✓	✓					

VEHICLE	MODEL / SYSTEM / SUB.SYS.			CONNECTOR	INFO	RDTc	CDTC	DS	ACT	Spec.Func
	FH16	MID 140 Information display	①OBD-6 ②OBD-9 ③OBD-6&9 ④VOLVO-8	✓	✓	✓				
		MID 144 Vehicle ECU	①OBD-6 ②OBD-9 ③OBD-6&9 ④VOLVO-8	✓	✓	✓	✓			
		MID 146 Climate unit	①OBD-6 ②OBD-9 ③OBD-6&9 ④VOLVO-8	✓	✓	✓				
		MID 249 BBM, body builder module	①OBD-6 ②OBD-9 ③OBD-6&9 ④VOLVO-8	✓	✓	✓				
	FH565	MID 128 Engine ECU	①OBD-6 ②OBD-9 ③OBD-6&9 ④VOLVO-8	✓	✓	✓				
		MID 130 Transmission ECU	①OBD-6 ②OBD-9 ③OBD-6&9 ④VOLVO-8	✓	✓	✓				
		MID 140 Information display	①OBD-6 ②OBD-9 ③OBD-6&9 ④VOLVO-8	✓	✓	✓				
		MID 144 Vehicle ECU	①OBD-6 ②OBD-9 ③OBD-6&9 ④VOLVO-8	✓	✓	✓				
		MID 146 Climate unit	①OBD-6 ②OBD-9 ③OBD-6&9 ④VOLVO-8	✓	✓	✓				
		MID 249 BBM, body builder module	①OBD-6 ②OBD-9 ③OBD-6&9 ④VOLVO-8	✓	✓	✓				
	FH6	MID 128 Engine ECU	①OBD-6 ②OBD-9 ③OBD-6&9 ④VOLVO-8	✓	✓	✓	✓			
		MID 130 Transmission ECU	①OBD-6 ②OBD-9 ③OBD-6&9 ④VOLVO-8	✓	✓	✓				
MID 140 Information display		①OBD-6 ②OBD-9 ③OBD-6&9 ④VOLVO-8	✓	✓	✓					

VEHICLE	MODEL / SYSTEM / SUB.SYS.	CONNECTOR	INFO	RDTc	CDTC	DS	ACT	Spec.Func	
		MID 144 Vehicle ECU	①OBD-6 ②OBD-9 ③OBD-6&9 ④VOLVO-8	✓	✓	✓	✓		
		MID 146 Climate unit	①OBD-6 ②OBD-9 ③OBD-6&9 ④VOLVO-8	✓	✓	✓			
		MID 249 BBM, body builder module	①OBD-6 ②OBD-9 ③OBD-6&9 ④VOLVO-8	✓	✓	✓			
	FM10	MID 128 Engine ECU	①OBD-6 ②OBD-9 ③OBD-6&9 ④VOLVO-8	✓	✓	✓	✓		
		MID 130 Transmission ECU	①OBD-6 ②OBD-9 ③OBD-6&9 ④VOLVO-8	✓	✓	✓	✓		
		MID 140 Information display	①OBD-6 ②OBD-9 ③OBD-6&9 ④VOLVO-8	✓	✓	✓			
		MID 144 Vehicle ECU	①OBD-6 ②OBD-9 ③OBD-6&9 ④VOLVO-8	✓	✓	✓	✓		
		MID 146 Climate unit	①OBD-6 ②OBD-9 ③OBD-6&9 ④VOLVO-8	✓	✓	✓			
		MID 249 BBM, body builder module	①OBD-6 ②OBD-9 ③OBD-6&9 ④VOLVO-8	✓	✓	✓			
	FM12	MID 128 Engine ECU	①OBD-6 ②OBD-9 ③OBD-6&9 ④VOLVO-8	✓	✓	✓	✓		
		MID 130 Transmission ECU	①OBD-6 ②OBD-9 ③OBD-6&9 ④VOLVO-8	✓	✓	✓	✓		
		MID 140 Information display	①OBD-6 ②OBD-9 ③OBD-6&9 ④VOLVO-8	✓	✓	✓			
MID 144 Vehicle ECU		①OBD-6 ②OBD-9 ③OBD-6&9 ④VOLVO-8	✓	✓	✓	✓			

VEHICLE	MODEL / SYSTEM / SUB.SYS.			CONNECTOR	INFO	RDTc	CDTC	DS	ACT	Spec.Func
Vehicle electronics '98	FM7		MID 146 Climate unit	①OBD-6 ②OBD-9 ③OBD-6&9 ④VOLVO-8	✓	✓	✓			
			MID 249 BBM, body builder module	①OBD-6 ②OBD-9 ③OBD-6&9 ④VOLVO-8	✓	✓	✓			
			MID 128 Engine ECU	①OBD-6 ②OBD-9 ③OBD-6&9 ④VOLVO-8	✓	✓	✓	✓		
			MID 130 Transmission ECU	①OBD-6 ②OBD-9 ③OBD-6&9 ④VOLVO-8	✓	✓	✓	✓		
			MID 140 Information display	①OBD-6 ②OBD-9 ③OBD-6&9 ④VOLVO-8	✓	✓	✓			
			MID 144 Vehicle ECU	①OBD-6 ②OBD-9 ③OBD-6&9 ④VOLVO-8	✓	✓	✓	✓		
			MID 146 Climate unit	①OBD-6 ②OBD-9 ③OBD-6&9 ④VOLVO-8	✓	✓	✓			
			MID 249 BBM, body builder module	①OBD-6 ②OBD-9 ③OBD-6&9 ④VOLVO-8	✓	✓	✓			
		MID 128 Engine ECU	①OBD-6 ②OBD-9 ③OBD-6&9 ④VOLVO-8	✓	✓	✓	✓			
		MID 130 Transmission ECU	①OBD-6 ②OBD-9 ③OBD-6&9 ④VOLVO-8	✓	✓	✓				
		MID 140 Information display	①OBD-6 ②OBD-9 ③OBD-6&9 ④VOLVO-8	✓	✓	✓				
		MID 144 Vehicle ECU	①OBD-6 ②OBD-9 ③OBD-6&9 ④VOLVO-8	✓	✓	✓	✓			
		MID 146 Climate unit	①OBD-6 ②OBD-9 ③OBD-6&9 ④VOLVO-8	✓	✓	✓				
		MID 146 Climate unit	①OBD-6 ②OBD-9 ③OBD-6&9 ④VOLVO-8	✓	✓	✓				

VEHICLE	MODEL / SYSTEM / SUB.SYS.			CONNECTOR	INFO	RDTc	CDTC	DS	ACT	Spec.Func
	NH525	MID 249 BBM, body builder module	①OBD-6 ②OBD-9 ③OBD-6&9 ④VOLVO-8	✓	✓	✓				
		MID 128 Engine ECU	①OBD-6 ②OBD-9 ③OBD-6&9 ④VOLVO-8	✓	✓	✓				
		MID 130 Transmission ECU	①OBD-6 ②OBD-9 ③OBD-6&9 ④VOLVO-8	✓	✓	✓				
		MID 140 Information display	①OBD-6 ②OBD-9 ③OBD-6&9 ④VOLVO-8	✓	✓	✓				
		MID 144 Vehicle ECU	①OBD-6 ②OBD-9 ③OBD-6&9 ④VOLVO-8	✓	✓	✓				
		MID 146 Climate unit	①OBD-6 ②OBD-9 ③OBD-6&9 ④VOLVO-8	✓	✓	✓				
	MID 249 BBM, body builder module	①OBD-6 ②OBD-9 ③OBD-6&9 ④VOLVO-8	✓	✓	✓					
	NH565	MID 128 Engine ECU	①OBD-6 ②OBD-9 ③OBD-6&9 ④VOLVO-8	✓	✓	✓				
		MID 130 Transmission ECU	①OBD-6 ②OBD-9 ③OBD-6&9 ④VOLVO-8	✓	✓	✓				
		MID 140 Information display	①OBD-6 ②OBD-9 ③OBD-6&9 ④VOLVO-8	✓	✓	✓				
		MID 144 Vehicle ECU	①OBD-6 ②OBD-9 ③OBD-6&9 ④VOLVO-8	✓	✓	✓				
		MID 146 Climate unit	①OBD-6 ②OBD-9 ③OBD-6&9 ④VOLVO-8	✓	✓	✓				
MID 249 BBM, body builder module		①OBD-6 ②OBD-9 ③OBD-6&9 ④VOLVO-8	✓	✓	✓					

VEHICLE	MODEL / SYSTEM / SUB.SYS.		CONNECTOR	INFO	RDTc	CDTC	DS	ACT	Spec.Func
	VHD	MID 128 Engine ECU	①OBD-6 ②OBD-9 ③OBD-6&9 ④VOLVO-8	✓	✓	✓	✓		
		MID 130 Transmission ECU	①OBD-6 ②OBD-9 ③OBD-6&9 ④VOLVO-8	✓	✓	✓			
		MID 140 Information display	①OBD-6 ②OBD-9 ③OBD-6&9 ④VOLVO-8	✓	✓	✓			
		MID 144 Vehicle ECU	①OBD-6 ②OBD-9 ③OBD-6&9 ④VOLVO-8	✓	✓	✓	✓		
		MID 146 Climate unit	①OBD-6 ②OBD-9 ③OBD-6&9 ④VOLVO-8	✓	✓	✓			
		MID 249 BBM, body builder module	①OBD-6 ②OBD-9 ③OBD-6&9 ④VOLVO-8	✓	✓	✓			
	VN	MID 128 Engine ECU	①OBD-6 ②OBD-9 ③OBD-6&9 ④VOLVO-8	✓	✓	✓	✓		
		MID 130 Transmission ECU	①OBD-6 ②OBD-9 ③OBD-6&9 ④VOLVO-8	✓	✓	✓			
		MID 140 Information display	①OBD-6 ②OBD-9 ③OBD-6&9 ④VOLVO-8	✓	✓	✓			
		MID 144 Vehicle ECU	①OBD-6 ②OBD-9 ③OBD-6&9 ④VOLVO-8	✓	✓	✓	✓		
		MID 146 Climate unit	①OBD-6 ②OBD-9 ③OBD-6&9 ④VOLVO-8	✓	✓	✓			
		MID 249 BBM, body builder module	①OBD-6 ②OBD-9 ③OBD-6&9 ④VOLVO-8	✓	✓	✓			
		MID 128 Engine ECU	①OBD-6 ②OBD-9 ③OBD-6&9 ④VOLVO-8	✓	✓	✓	✓		

VEHICLE	MODEL / SYSTEM / SUB.SYS.		CONNECTOR	INFO	RDTc	CDTC	DS	ACT	Spec.Func
	WG	MID 130 Transmission ECU	①OBD-6 ②OBD-9 ③OBD-6&9 ④VOLVO-8	✓	✓	✓			
		MID 140 Information display	①OBD-6 ②OBD-9 ③OBD-6&9 ④VOLVO-8	✓	✓	✓			
		MID 144 Vehicle ECU	①OBD-6 ②OBD-9 ③OBD-6&9 ④VOLVO-8	✓	✓	✓	✓		
		MID 146 Climate unit	①OBD-6 ②OBD-9 ③OBD-6&9 ④VOLVO-8	✓	✓	✓			
		MID 249 BBM, body builder module	①OBD-6 ②OBD-9 ③OBD-6&9 ④VOLVO-8	✓	✓	✓			
		MID 128 Engine ECU	①OBD-6 ②OBD-9 ③OBD-6&9 ④VOLVO-8	✓	✓	✓	✓		
	WX	MID 130 Transmission ECU	①OBD-6 ②OBD-9 ③OBD-6&9 ④VOLVO-8	✓	✓	✓			
		MID 140 Information display	①OBD-6 ②OBD-9 ③OBD-6&9 ④VOLVO-8	✓	✓	✓			
		MID 144 Vehicle ECU	①OBD-6 ②OBD-9 ③OBD-6&9 ④VOLVO-8	✓	✓	✓	✓		
		MID 146 Climate unit	①OBD-6 ②OBD-9 ③OBD-6&9 ④VOLVO-8	✓	✓	✓			
		MID 249 BBM, body builder module	①OBD-6 ②OBD-9 ③OBD-6&9 ④VOLVO-8	✓	✓	✓			

2009	TF/UC Series	Engine	2.4L LG1 Euro 3	✓	✓	✓	✓	✓	
			2.5L 4JK1-TC (Delphi)	✓	✓	✓	✓	✓	
			2.5L 4JK1-TC (TransTron)	✓	✓	✓	✓	✓	
			3.0L 4JJ1-TC (Delphi)	✓	✓	✓	✓	✓	
			3.0L 4JJ1-TC (TransTron)	✓	✓	✓	✓	✓	
			V6 Engine	✓	✓	✓	✓	✓	
		Transmission	AW30-40LE	✓	✓	✓	✓	✓	
			Automatic Transmission	✓	✓	✓	✓	✓	
		Chassis	ABS	✓	✓	✓	✓		
			Immobiliser (2.4L LG1 Euro3)	✓	✓	✓	✓		

VEHICLE	MODEL / SYSTEM / SUB.SYS.				CONNECTOR	INFO	RDTC	CDTC	DS	ACT	Spec.Func		
2008	TF/UC Series	Body	Immobiliser (Delphi)		✓	✓	✓	✓					
			Immobiliser (Transtron)		✓	✓	✓	✓					
			Immobiliser (V6 Engine)		✓	✓	✓	✓					
			Airbag		✓	✓	✓	✓					
			Powertrain Interface Module		✓	✓	✓	✓					
			Anti Theft Warning		✓	✓	✓	✓					
	TF/UC Series	Engine	2.4L LG1 Euro 3		✓	✓	✓	✓	✓	✓			
			2.5L 4JK1-TC (Delphi)		✓	✓	✓	✓	✓	✓			
			2.5L 4JK1-TC (TransTron)		✓	✓	✓	✓	✓	✓			
			3.0L 4JJ1-TC (Delphi)		✓	✓	✓	✓	✓	✓			
			3.0L 4JJ1-TC (TransTron)		✓	✓	✓	✓	✓	✓			
			V6 Engine		✓	✓	✓	✓	✓	✓			
		Transmission	AW30-40LE		✓	✓	✓	✓	✓	✓			
			Automatic Transmission		✓	✓	✓	✓	✓	✓			
			AT JR405E		✓	✓	✓	✓	✓				
		TF/UC Series	Chassis	ABS		✓	✓	✓	✓				
	Immobiliser (2.4L LG1 Euro3)				✓	✓	✓	✓					
	Body		Immobiliser (Delphi)		✓	✓	✓	✓					
			Immobiliser (Transtron)		✓	✓	✓	✓					
			Immobiliser (V6 Engine)		✓	✓	✓	✓					
			Airbag		✓	✓	✓	✓					
			Powertrain Interface Module		✓	✓	✓	✓					
			Anti Theft Warning		✓	✓	✓	✓					
			N Series Truck	Engine	4HK1-TC (C/Rail)		✓	✓	✓	✓	✓	✓	
					4JJ1-TC (C/Rail)		✓	✓	✓	✓	✓	✓	
	F&G Series Truck	Engine	4HK1-TC (C/Rail)		✓	✓	✓	✓	✓	✓			
			6HK1-TC (C/Rail)		✓	✓	✓	✓	✓	✓			
		Transmission	Automatic Transmission		✓	✓	✓	✓	✓	✓			
			Immobiliser		✓	✓	✓	✓					
	C&E Series Truck	Engine	6WG1-TC (C/Rail)		✓	✓	✓	✓	✓	✓			
			6HK1-TC (C/Rail)		✓	✓	✓	✓	✓	✓			
	LT/LV Series Bus	Engine	6HK1-TC (C/Rail)		✓	✓	✓	✓	✓	✓			
			Automatic Transmission		✓	✓	✓	✓					
	2007	TF/UC Series	Engine	2.4L LG1 Euro 3		✓	✓	✓	✓	✓			
				2.5L 4JK1-TC (Delphi)		✓	✓	✓	✓	✓			
				3.0L 4JJ1-TC (Delphi)		✓	✓	✓	✓	✓			
				V6 Engine		✓	✓	✓	✓	✓			
			Transmission	AW30-40LE		✓	✓	✓	✓	✓			
				Automatic Transmission		✓	✓	✓	✓	✓			
				Chassis	ABS		✓	✓	✓	✓			
			TF/UC Series	Body	Immobiliser (2.4L LG1 Euro3)		✓	✓	✓	✓			
					Immobiliser (Delphi)		✓	✓	✓	✓			
				Body	Immobiliser (V6 Engine)		✓	✓	✓	✓			
					Airbag		✓	✓	✓	✓			
					Powertrain Interface Module		✓	✓	✓	✓			
					Anti Theft Warning		✓	✓	✓	✓			
					N Series Truck	Engine	4HK1-TC (C/Rail)		✓	✓	✓	✓	✓
4JJ1-TC (C/Rail)							✓	✓	✓	✓	✓	✓	
F&G Series Truck		Engine			6HK1-TC (C/Rail)		✓	✓	✓	✓	✓	✓	
					Automatic Transmission		✓	✓	✓	✓			
C&E Series Truck		Engine	6WG1-TC (C/Rail)		✓	✓	✓	✓	✓				
			6HK1-TC (C/Rail)		✓	✓	✓	✓	✓				
LT/LV Series Bus		Engine	6HK1-TC (C/Rail)		✓	✓	✓	✓	✓	✓			
			Automatic Transmission		✓	✓	✓	✓	✓				
Others		Engine	2.5L 4JK1-TC		✓	✓	✓	✓	✓	✓			
			3.0L 4JJ1-TC		✓	✓	✓	✓	✓				
		Chassis	ABS(C_VPW_0002 2006)		✓	✓	✓	✓					
			Immobiliser		✓	✓	✓	✓					
		Body	Immobiliser		✓	✓	✓	✓					
			Airbag(B_VPW_0007 2006)		✓	✓	✓	✓					

VEHICLE	MODEL / SYSTEM / SUB.SYS.				CONNECTOR	INFO	RDTc	CDTC	DS	ACT	Spec.Func
2006	TF/UC Series	Engine	2.4L LG1 Euro 3			✓	✓	✓	✓	✓	
			V6 Engine			✓	✓	✓	✓	✓	
		Transmission	Automatic Transmission			✓	✓	✓	✓	✓	
		Chassis	ABS			✓	✓	✓	✓		
		Body	Immobiliser			✓	✓	✓	✓		
			Airbag			✓	✓	✓	✓		
			Powertrain Interface Module			✓	✓	✓	✓		
	Anti Theft Warning			✓	✓	✓	✓				
	Others	Engine	2.5L 4JK1-TC			✓	✓	✓	✓	✓	
			3.0L 4JJ1-TC			✓	✓	✓	✓	✓	
		Chassis	ABS			✓	✓	✓	✓		
		Body	Immobiliser			✓	✓	✓	✓		
			Airbag			✓	✓	✓	✓		
	2005	(TF/UC)LUV,Rodeo/Frontier,LAO-Rodeo	Powertrain	2.5L 4JK1-TC				✓	✓	✓	✓
3.0L 4JJ1-TC						✓	✓	✓	✓	1.ID Info(*) 2.Snap Shot(*)	
4JH1-T Denso						✓	✓	✓	✓		
Chassis			ABS				✓	✓	✓		
Body			Immobiliser			✓	✓	✓	✓		
			Airbag				✓	✓	✓		
2004	(UE) Rodeo/Amigo, Wizard/MU	Powertrain	3.2L V6 6VD1				✓	✓	✓	✓	
			3.2L V6 6VD1 Hitachi				✓	✓	✓	✓	
			4JG2				✓	✓	✓	✓	
		Chassis	ABS				✓	✓	✓		
		Body	Immobiliser			✓	✓	✓	✓		
	Airbag				✓	✓	✓				
	(TF/UC)LUV,Rodeo/Frontier,LAO-Rodeo	Powertrain	2.5L 4JK1-TC				✓	✓	✓	✓	1.ID Info(*) 2.Snap Shot(*)
			3.0L 4JJ1-TC				✓	✓	✓	✓	1.ID Info(*) 2.Snap Shot(*)
			4JH1-T Denso				✓	✓	✓	✓	
			4JG2				✓	✓	✓	✓	
Chassis		ABS				✓	✓	✓			
Body	Immobiliser			✓	✓	✓	✓				
2003	(UB) Trooper, Bighorn	Powertrain	3.0L L4 4JX1				✓	✓	✓	✓	
			3.2L V6 6VD1				✓	✓	✓	✓	
			3.5L V6 6VE1				✓	✓	✓		
	Body	AirBag				✓	✓	✓			
	(UE) Rodeo/Amigo, Wizard/MU	Powertrain	3.0L L4 4JX1				✓	✓	✓	✓	
			3.2L V6 6VD1				✓	✓	✓	✓	
		Chassis	ABS				✓	✓	✓		
	(UP) Axiom	Powertrain	3.5L V6 6VE1				✓	✓	✓		
			ABS				✓	✓	✓		
			AirBag				✓	✓	✓		
	(TF/UC)LUV,Rodeo/Frontier,LAO-Rodeo	Powertrain	D-MAX		4JH1-T Denso		✓	✓	✓	✓	
			2.XL L4 HV240				✓	✓	✓	✓	
		Chassis	ABS				✓	✓	✓		
		Body	Airbag				✓	✓	✓		
	(TBR)	Powertrain	2.XL L4 HV240				✓	✓	✓	✓	
(UB) Trooper, Bighorn	Powertrain	3.0L L4 4JX1				✓	✓	✓	✓		
		3.2L V6 6VD1				✓	✓	✓	✓		
		3.5L V6 6VE1				✓	✓	✓			
	Body	AirBag				✓	✓	✓			
						✓	✓	✓			
	Powertrain	2.2L L4 X22SE				✓	✓	✓	✓		
	Powertrain	3.2L V6 6VD1				✓	✓	✓	✓		



VEHICLE	MODEL / SYSTEM / SUB.SYS.		CONNECTOR	INFO	RDC	CDTC	DS	ACT	Spec.Func	
2002	(UE) Rodeo/Amigo, Wizard/MU		3.5L V6 6VE1		✓	✓	✓			
		Chassis	ABS		✓	✓	✓			
		Body	AirBag		✓	✓	✓			
	(UP) Axiom	Powertrain	3.5L V6 6VE1		✓	✓	✓			
		Chassis	ABS		✓	✓	✓			
		Body	AirBag		✓	✓	✓			
	TF/UC Thailand	Powertrain	4JH1-T Denso		✓	✓	✓	✓		
	(TF/UC) LUV,Frontier,LAO-Rodeo	Powertrain	D-MAX	4JH1-T Denso		✓	✓	✓	✓	
			4ZE1			✓	✓	✓		
			2.0L L4 SOHC			✓	✓	✓	✓	
			2.2L L4 SOHC			✓	✓	✓	✓	
		3.2L V6 6VD1 Hitachi			✓	✓	✓	✓		
	Body	AirBag			✓	✓	✓			
	2001	(UB) Trooper, Bighorn	Powertrain	3.0L L4 4JX1		✓	✓	✓	✓	
				3.2L V6 6VD1		✓	✓	✓	✓	
3.5L V6 6VE1					✓	✓	✓			
Body		AirBag			✓	✓	✓			
(UE) Rodeo/Amigo, Wizard/MU		Powertrain	2.2L L4 X22SE			✓	✓	✓	✓	
			3.0L L4 4JX1			✓	✓	✓	✓	
			3.2L V6 6VD1			✓	✓	✓	✓	
Chassis		ABS			✓	✓	✓			
Body		AirBag			✓	✓	✓			
(UC) Frontier ,LAO-Rodeo		Powertrain	4ZE1			✓	✓	✓		
		3.2L V6 6VD1 Hitachi			✓	✓	✓	✓		
Body		AirBag			✓	✓	✓			
(TF) LUV		Powertrain	2.0L L4 SOHC			✓	✓	✓	✓	
			2.2L L4 SOHC			✓	✓	✓	✓	
			3.2L V6 6VD1 Hitachi			✓	✓	✓	✓	
Body	AirBag			✓	✓	✓				
TF/UC Thailand	Powertrain	D-MAX	4JH1-T Denso		✓	✓	✓	✓		
(TBR)	Powertrain	2.0L L4 SOHC			✓	✓	✓	✓		
2000	(UB) Trooper, Bighorn	Powertrain	3.0L L4 4JX1		✓	✓	✓	✓		
			3.2L V6 6VD1		✓	✓	✓	✓		
			3.5L V6 6VE1		✓	✓	✓			
	Body	AirBag			✓	✓	✓			
	(UE) Rodeo/Amigo, Wizard/MU	Powertrain	2.2L L4 X22SE			✓	✓	✓	✓	
			3.0L L4 4JX1			✓	✓	✓	✓	
			3.2L V6 6VD1			✓	✓	✓	✓	
	Chassis	ABS			✓	✓	✓			
	Body	AirBag			✓	✓	✓			
	(UG) V-Cross	Powertrain	3.2L V6 6VD1			✓	✓	✓	✓	
		3.5L V6 6VE1			✓	✓	✓			
	Body	AirBag			✓	✓	✓			
	(UC) Frontier ,LAO-Rodeo	Powertrain	4ZE1			✓	✓	✓		
		3.2L V6 6VD1 Hitachi			✓	✓	✓	✓		
	Body	AirBag			✓	✓	✓			
(TF) LUV	Powertrain	2.0L L4 SOHC			✓	✓	✓	✓		
		2.2L L4 SOHC			✓	✓	✓	✓		
		3.2L V6 6VD1 Hitachi			✓	✓	✓	✓		
Body	AirBag			✓	✓	✓				
(TBR)	Powertrain	2.0L L4 SOHC			✓	✓	✓	✓		
(UB) Trooper, Bighorn	Powertrain	3.0L L4 4JX1			✓	✓	✓	✓		
		3.2L V6 6VD1			✓	✓	✓	✓		
		3.5L V6 6VE1			✓	✓	✓			
	Body	AirBag			✓	✓	✓			
	Powertrain	2.2L L4 X22SE				✓	✓	✓	✓	
3.0L L4 4JX1					✓	✓	✓	✓		
(UE) Rodeo/Amigo, Wizard/MU	Powertrain	3.2L V6 6VD1			✓	✓	✓	✓		
		3.2L V6 6VD1			✓	✓	✓	✓		

VEHICLE	MODEL / SYSTEM / SUB.SYS.			CONNECTOR	INFO	RDTc	CDTC	DS	ACT	Spec.Func	
1999		Chassis	ABS			✓	✓	✓			
		Body	AirBag			✓	✓	✓			
	(UG) V-Cross	Powertrain	3.2L V6 6VD1 3.5L V6 6VE1			✓	✓	✓	✓		
		Body	AirBag			✓	✓	✓			
	(UC) Frontier ,LAO-Rodeo	Powertrain	3.2L V6 6VD1 Hitachi			✓	✓	✓	✓		
	(TF) LUV	Powertrain	2.0L L4 SOHC 2.2L L4 SOHC 3.2L V6 6VD1 Hitachi			✓	✓	✓	✓		
						✓	✓	✓	✓		
						✓	✓	✓	✓		
	(TBR)	Powertrain	2.2L L4 SOHC			✓	✓	✓	✓		
	1998	(UB) Trooper, Bighorn	Powertrain	3.0L L4 4JX1 3.2L V6 6VD1 3.5L V6 6VE1			✓	✓	✓	✓	
			Body	AirBag			✓	✓			
							✓	✓	✓	✓	
		(UE) Rodeo/Amigo, Wizard/MU	Powertrain	2.2L L4 X22SE 3.0L L4 4JX1 3.2L V6 6VD1			✓	✓	✓	✓	
			Chassis	ABS			✓	✓	✓		
			Body	AirBag			✓	✓	✓		
(TF) LUV		Powertrain	2.0L L4 SOHC 2.2L L4 SOHC			✓	✓	✓	✓		
						✓	✓	✓	✓		

!(*):Tested;

!(?):Manual on website(www.x431.com)

!Note:All description rights reserved by LAUNCH TECH.CO.,LTD